

Discover 125 | Discover 150



Discover 125 | Discover 150

Bajaj Auto Limited
Akurdi Pune 411 035 India
Tel +91 20 27472851
Fax +91 20 27407385
www.bajajauto.com

Spare Parts Catalogue

(Export)



Notice

All information contained in this manual is based on the latest product information at the time of publication. Bajaj Auto Limited accepts no liability for any inaccuracies or omissions in this publication, although every possible care has been taken to make it as complete and accurate as possible. All procedures and specifications subject to change without prior notice. The right is reserved to make such changes at any time without prior notice and without incurring an obligation to make such changes to product manufactured previously. Contact your authorized Bajaj Dealer for the latest information on product improvements incorporated after this manual was issued.

DOC. NO.: 71111284

REV. 01, MAR. 12

Foreword

We have pleasure in presenting the Spare Parts Catalogue for 'Discover 125 / 150' Motorcycle. This catalogue has been specially designed to assist you in selecting the correct parts for procurement to maintain 100% availability.

The Bajaj spares are subjected to the stringent quality control standards to ensure longer life of the vehicle. It is therefore necessary that only the Genuine Bajaj Spares are used.

In a continual effort to improve Performance and Efficiency of the vehicles, Specifications, Diagrams, Illustrations and Part Numbers can change without notice. Consequently, the description in this Spare Parts Catalogue cannot therefore be final and binding on us.

The modifications / alterations which are carried out after the issue of this catalogue, will be conveyed to you through our Service Circulars. You are requested to make necessary corrections in the Parts Catalogue as per the circulars so as to keep your catalogue up-to-date. This will ensure the appropriate and speedy delivery of the Spare Parts as the order placed will bear the latest part numbers.

In case, if you need any technical assistance contact the concerned Regional Office or write to us on the following address :

Bajaj Auto Limited
Export Service Department
 Akurdi, Pune 411 035 India
 Phone : 020-27406557
 Fax : 020-27407385

Instructions

1. How to Read the Catalogue : Open the catalogue and from the pictorial index locate the group in which the part you want to find is present. Turn over to the concerned page number (as given by pictorial index). Now find out the figure of the part you wish to order. Write down the part number against that particular figure number from the text.

In case, if you have the part number and you need the other details, the part index can be used. The part index (at the end of the catalogue) will give you the figure and page number of the part you wish to order.

2. How to Order Spare Parts : The part number and the description of the part required should be invariably mentioned in the order as per the catalogue text.

The latest part number as conveyed through our service circulars should only appear on the order. In case of ordering painted components, colour shade of the components should be mentioned.

The quantity shown against the part number is the quantity per vehicle for that group so that particular quantity should be multiplied by the number of sets required.

3. Part Number System : We have used 8 digit system for part numbers. The model or hardware item is indicated by first two digits or alphanumeric, the next two or four digits indicate main group and the last four or two digits indicate serial number in main group or serial number or subgroup of fastener respectively. Thus the part numbers will be indicated by 2-2-4 or 2-4-2 digit system. Understanding this system will enable you to identify the spare parts easily.

4. Abbreviations : The following abbreviations are used in this catalogue.

| | | | |
|--------|-----------------|-------|-------------|
| Assly | Assembly | V | Volts |
| N.I. | Not illustrated | W | Watts |
| C'case | Crankcase | Accl. | Accelerator |
| Cyl | Cylinder | Comp. | Complete |
| O/s | Over size | Fr. | Front |
| Rr. | Rear | Std. | Standard |
| L | Length | A/t. | Alternate |
| R.H. | Right hand | L.H. | Left hand |
| Hex. | Hexagonal | AR | As required |

Index

| Plate No. | Description | Page No. |
|-----------|---------------------------------|----------|
| 1 | Cover Cylinder Head | 2 |
| 2 | Cylinder Head | 4 |
| 3 | Valve | 6 |
| 4 | Camshaft / Tensioner | 8 |
| 5 | Cylinder & Piston | 10 |
| 6 | Crankshaft | 12 |
| 7 | Transmission | 14 |
| 8 | Change Drum / Shift Fork | 16 |
| 9 | Gear Change Mechanism | 18 |
| 10 | Engine Assly & Crankcase RH | 20 |
| 11 | Crankcase LH | 22 |
| 12 | Cover RH | 24 |
| 13 | Cover Magneto | 26 |
| 14 | Clutch | 28 |
| 15 | Kick Starter Mechanism | 30 |
| 16 | Carburettor | 32 |
| 17 | Air Cleaner Complete | 34 |
| 18 | Silencer Assly | 36 |
| 19 | Oil Pump | 38 |
| 20 | Starter Assly | 40 |
| 21 | Magneto / C.D.I. / H.T. Coil | 42 |
| 22 | Seat Assly / Seat Lock | 44 |
| 23 | Engine Mountings | 46 |
| 24 | Frame & Frame Fitting | 48 |
| 25 | Swing Arm / Rear Shock Absorber | 50 |
| 26 | Rider Foot Rest | 52 |

Index

| Plate No. | Description | Page No. |
|-----------|---|---------------|
| 27 | Pillion Foot Rest / Holder | 54 |
| 28 | Mudguard Front & Rear | 56 |
| 29 | Stand Assembly | 58 |
| 30 | Tyre / Tube / Rim | 60 |
| 31 | Front Hub (Disc Brake) | 62 |
| 32 | Front Master Cylinder | 64 |
| 33 | Front Disc Brake Caliper Assembly | 66 |
| 34 | Front Hub (Drum Brake) | 68, 70 |
| 35 | Rear Hub | 72, 74 |
| 36 | Rear Brake Pedal | 76 |
| 37 | Handle Bar | 78, 80 |
| 38 | Front Fork | 82 |
| 39 | Painted Parts & Decals | 84, 86 |
| 40 | Petrol Tank, Cap Tank & Gauge Fuel | 88 |
| 41 | Fittings - Petrol Tank, Side Cover & Cover Seat | 90 |
| 42 | Meter Assembly | 92 |
| 43 | Control Cables | 94 |
| 44 | Chain Case | 96 |
| 45 | Head Lamp & Fairing | 98, 100 |
| 46 | Indicator Light Assembly | 102 |
| 47 | Tail Lamp Assembly / Front Number Plate | 104 |
| 48 | Electrical Equipments | 106 |
| 49 | Tool Kit | 108 |
| 50 | Accessories / Grab Handle | 110 |
| | Kits List For Discover 150 | 111, 112, 113 |
| | Amendment Sheet (Parts Added & Deleted) | 114, 115, 116 |
| | Part Index | 117 |

Pictorial Index

| | | | |
|--------------------------------------|---------------|--------------------------------|---------------|
| PLATE NO. : 1 COVER CYLINDER HEAD | PAGE NO. 2 | PLATE NO. : 2 CYLINDER HEAD | PAGE NO. 4 |
| | | | |

| | | | |
|------------------------|---------------|---------------------------------------|---------------|
| PLATE NO. : 3 VALVE | PAGE NO. 6 | PLATE NO. : 4 CAMSHAFT / TENSIONER | PAGE NO. 8 |
| | | | |

Pictorial Index

| | | | |
|------------------------------------|----------------|-----------------------------|----------------|
| PLATE NO. : 5 CYLINDER & PISTON | PAGE NO. 10 | PLATE NO. : 6 CRANKSHAFT | PAGE NO. 12 |
| | | | |

| | | | |
|-------------------------------|----------------|---|----------------|
| PLATE NO. : 7 TRANSMISSION | PAGE NO. 14 | PLATE NO. : 8 CHANGE DRUM / SHIFT FORK | PAGE NO. 16 |
| | | | |

Pictorial Index

| | |
|--|----------------|
| PLATE NO. : 9 GEAR CHANGE MECHANISM | PAGE NO. 18 |
|--|----------------|

| | |
|---|----------------|
| PLATE NO. : 10 ENGINE ASSLY & CRANKCASE RH | PAGE NO. 20 |
|---|----------------|

| | |
|--------------------------------|----------------|
| PLATE NO. : 11 CRANKCASE LH | PAGE NO. 22 |
|--------------------------------|----------------|

| | |
|----------------------------|----------------|
| PLATE NO. : 12 COVER RH | PAGE NO. 24 |
|----------------------------|----------------|

Pictorial Index

| | |
|---------------------------------|----------------|
| PLATE NO. : 13 COVER MAGNETO | PAGE NO. 26 |
|---------------------------------|----------------|

| | |
|--------------------------|----------------|
| PLATE NO. : 14 CLUTCH | PAGE NO. 28 |
|--------------------------|----------------|

| | |
|--|----------------|
| PLATE NO. : 15 KICK STARTER MECHANISM | PAGE NO. 30 |
|--|----------------|

| | |
|------------------------------|----------------|
| PLATE NO. : 16 CARBURETOR | PAGE NO. 32 |
|------------------------------|----------------|

Pictorial Index

| | |
|--|----------------|
| PLATE NO. : 17 AIR CLEANER COMPLETE | PAGE NO. 34 |
| | |

| | |
|----------------------------------|----------------|
| PLATE NO. : 18 SILENCER ASSLY | PAGE NO. 36 |
| | |

| | |
|----------------------------|----------------|
| PLATE NO. : 19 OIL PUMP | PAGE NO. 38 |
| | |

| | |
|---------------------------------|----------------|
| PLATE NO. : 20 STARTER ASSLY | PAGE NO. 40 |
| | |

Pictorial Index

| | |
|--|----------------|
| PLATE NO. : 21 MAGNETO / C.D.I. / H.T. COIL | PAGE NO. 42 |
| | |

| | |
|--|----------------|
| PLATE NO. : 22 SEAT ASSLY / SEAT LOCK | PAGE NO. 44 |
| | |

| | |
|------------------------------------|----------------|
| PLATE NO. : 23 ENGINE MOUNTINGS | PAGE NO. 46 |
| | |

| | |
|--|----------------|
| PLATE NO. : 24 FRAME & FRAME FITTINGS | PAGE NO. 48 |
| | |

Pictorial Index

| | |
|--|----------------|
| PLATE NO. : 25 SWING ARM / RR. SHOCK ABSORBER | PAGE NO. 50 |
| | |

| | |
|-----------------------------------|----------------|
| PLATE NO. : 26 RIDER FOOT REST | PAGE NO. 52 |
| | |

| | |
|--|----------------|
| PLATE NO. : 27 PILLION FOOT REST / HOLDER | PAGE NO. 54 |
| | |

| | |
|---|----------------|
| PLATE NO. : 28 MUDGUARD FRONT & REAR | PAGE NO. 56 |
| | |

Pictorial Index

| | |
|-------------------------------|----------------|
| PLATE NO. : 29 STAND ASSLY | PAGE NO. 58 |
| | |

| | |
|-------------------------------------|----------------|
| PLATE NO. : 30 TYRE / TUBE / RIM | PAGE NO. 60 |
| | |

| | |
|-----------------------------|--------------------|
| PLATE NO. : 31 FRONT HUB | PAGE NO. 62, 64 |
| | |

| | |
|---|--------------------|
| PLATE NO. : 32 FRONT MASTER CYLINDER | PAGE NO. 66, 68 |
| | |

Pictorial Index

| | |
|--|----------------|
| PLATE NO. : 33 FRONT DISC BRAKE CALIPER ASSLY | PAGE NO. 70 |
|--|----------------|

- PISTON SEAL
- DUST SEAL
- BLEEDER CAP
- PROTECTION BOOT
- INSULATOR
- CALIPER PISTON
- BLEEDER SCREW
- PAD SPRING

| | |
|----------------------------|--------------------|
| PLATE NO. : 34 REAR HUB | PAGE NO. 72, 74 |
|----------------------------|--------------------|

| | |
|----------------------------|--------------------|
| PLATE NO. : 35 REAR HUB | PAGE NO. 72, 74 |
|----------------------------|--------------------|

| | |
|------------------------------------|--------------------|
| PLATE NO. : 36 REAR BRAKE PEDAL | PAGE NO. 76, 78 |
|------------------------------------|--------------------|

Pictorial Index

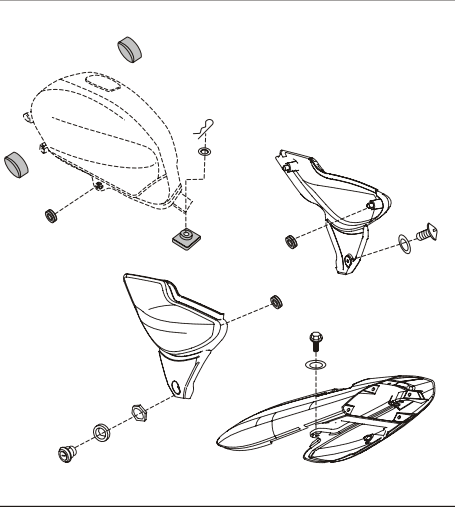
| | |
|------------------------------|----------------------|
| PLATE NO. : 37 HANDLE BAR | PAGE NO. 80,82,84 |
|------------------------------|----------------------|

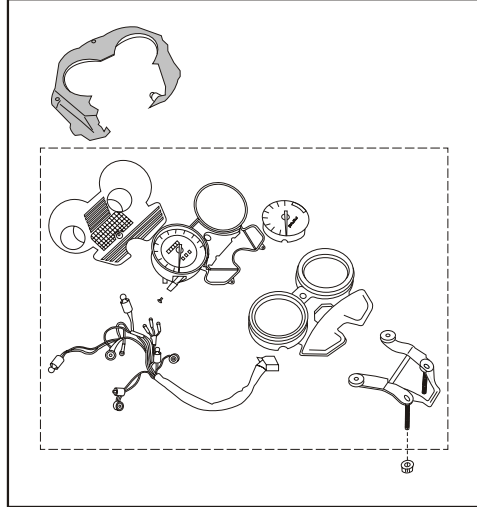
| | |
|------------------------------|----------------|
| PLATE NO. : 38 FRONT FORK | PAGE NO. 86 |
|------------------------------|----------------|


| | |
|--|----------------|
| PLATE NO. : 39 PAINTED PARTS AND DECALS | PAGE NO. 88 |
|--|----------------|

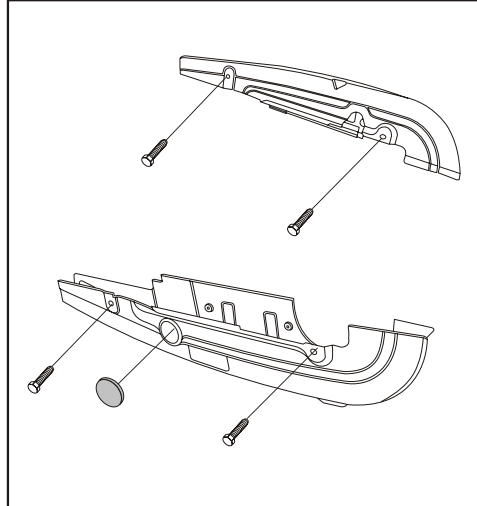
| | |
|--|----------------|
| PLATE NO. : 40 PETROL TANK, CAP TANK AND GAUGE FUEL | PAGE NO. 90 |
|--|----------------|

Pictorial Index

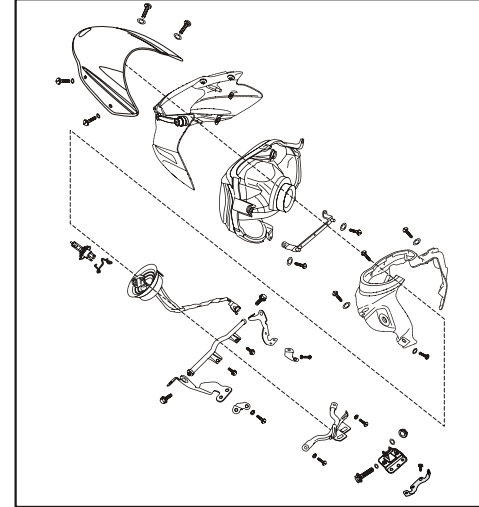
| | |
|--|----------------|
| PLATE NO. : 41 FITTINGS - PETROL TANK, SIDE COVERS & COVER SEAT | PAGE NO. 92 |
|  | |

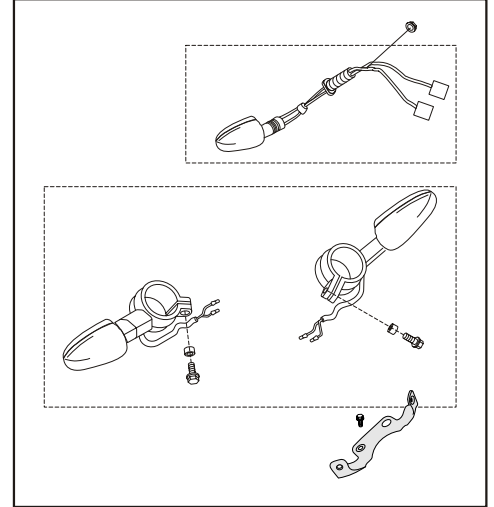
| | |
|--|----------------|
| PLATE NO. : 42 METER ASSEMBLY | PAGE NO. 94 |
|  | |

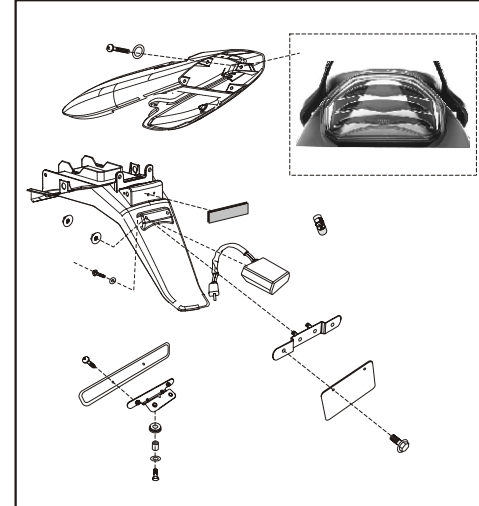
| | |
|---|-----------------------|
| PLATE NO. : 43 CONTROL CABLES | PAGE NO. 96,98,100 |
|  | |

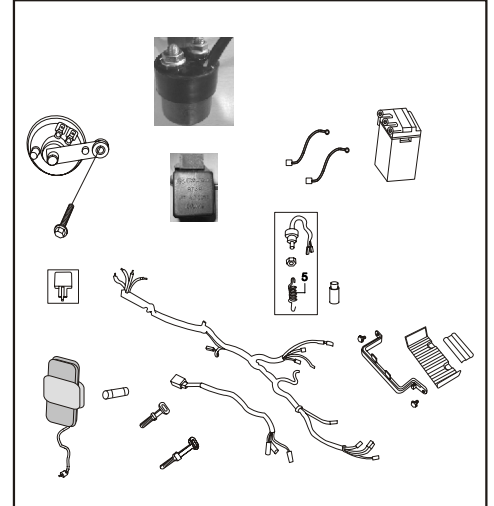
| | |
|---|-----------------|
| PLATE NO. : 44 CHAIN CASE | PAGE NO. 102 |
|  | |

Pictorial Index

| | |
|---|-----------------|
| PLATE NO. : 45 HEAD LAMP & FAIRING | PAGE NO. 104 |
|  | |

| | |
|---|----------------------|
| PLATE NO. : 46 INDICATOR LIGHT ASSEMBLY | PAGE NO. 106, 108 |
|  | |

| | |
|--|-----------------|
| PLATE NO. : 47 TAIL LAMP ASSLY / FRONT NUMBER PLATE | PAGE NO. 110 |
|  | |

| | |
|--|-----------------|
| PLATE NO. : 48 ELECTRICAL EQUIPMENTS | PAGE NO. 112 |
|  | |

Pictorial Index

PLATE NO. : 49
TOOL KIT

PAGE NO.
112

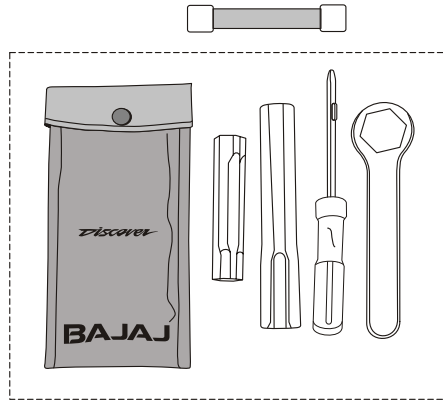


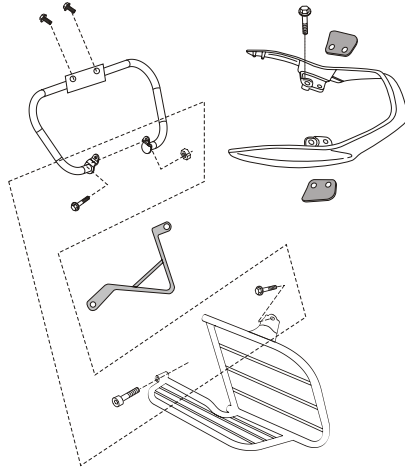
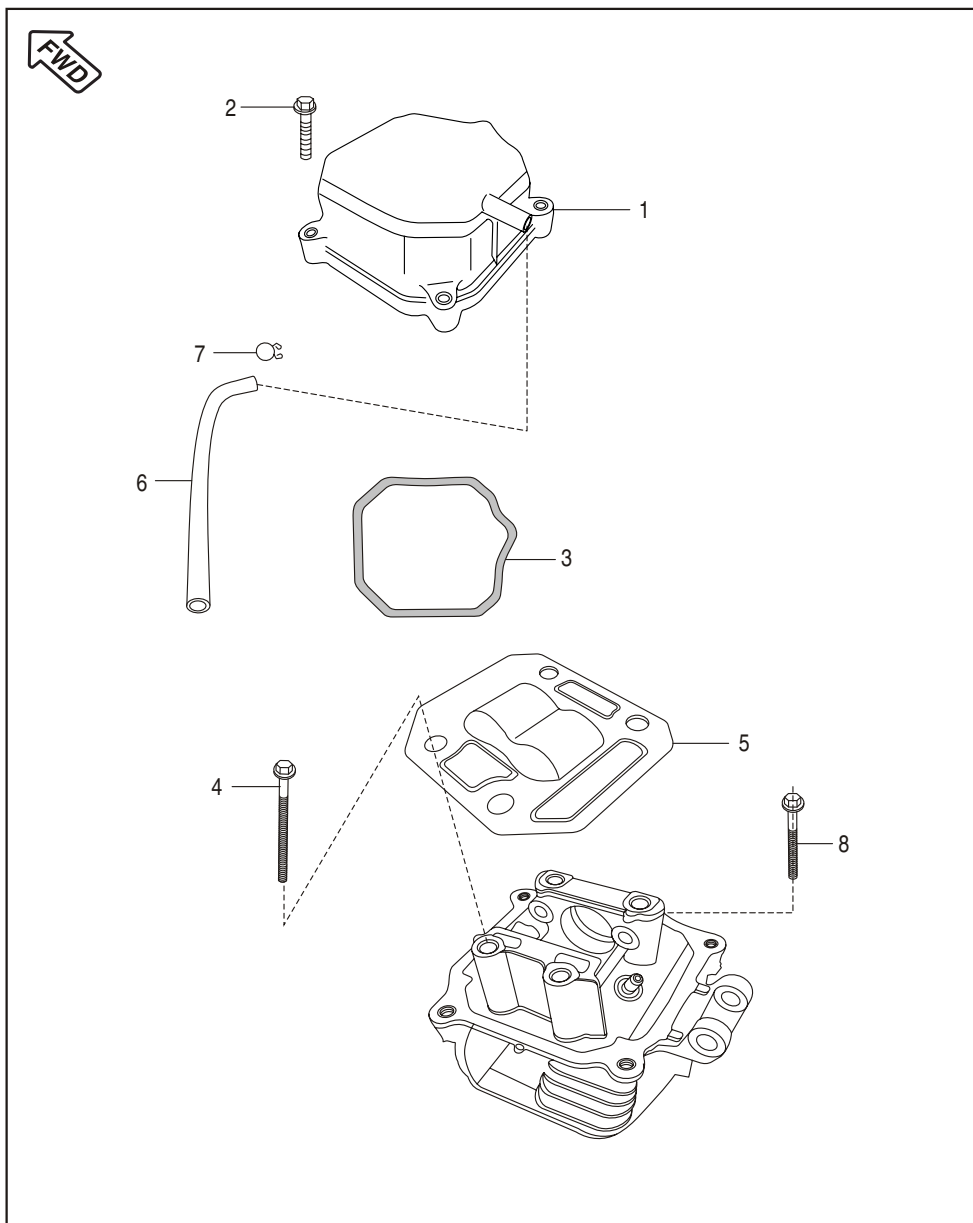


PLATE NO. : 50
ACCESSORIES / GRAB HANDLE

PAGE NO.
94

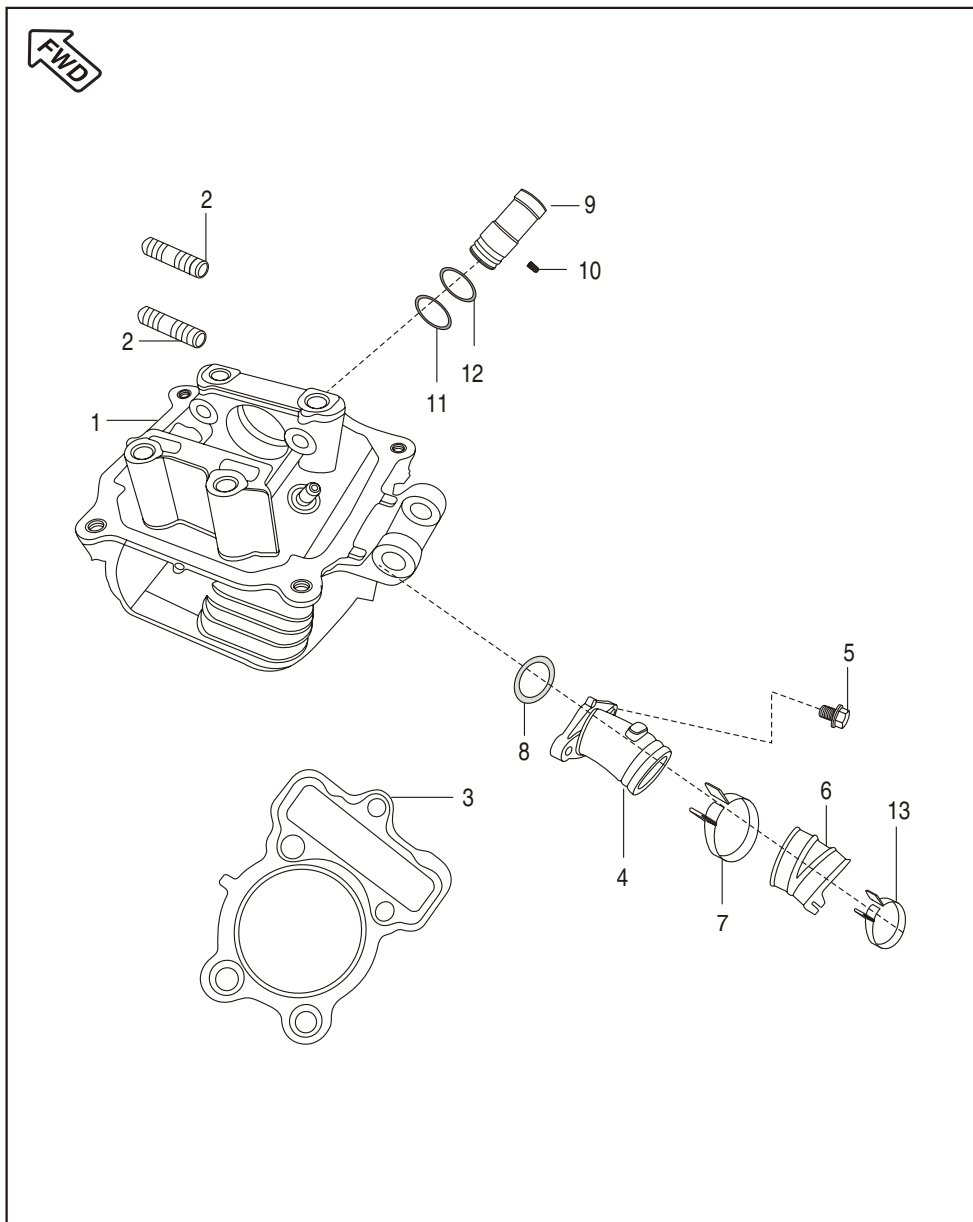


Cover Cylinder Head



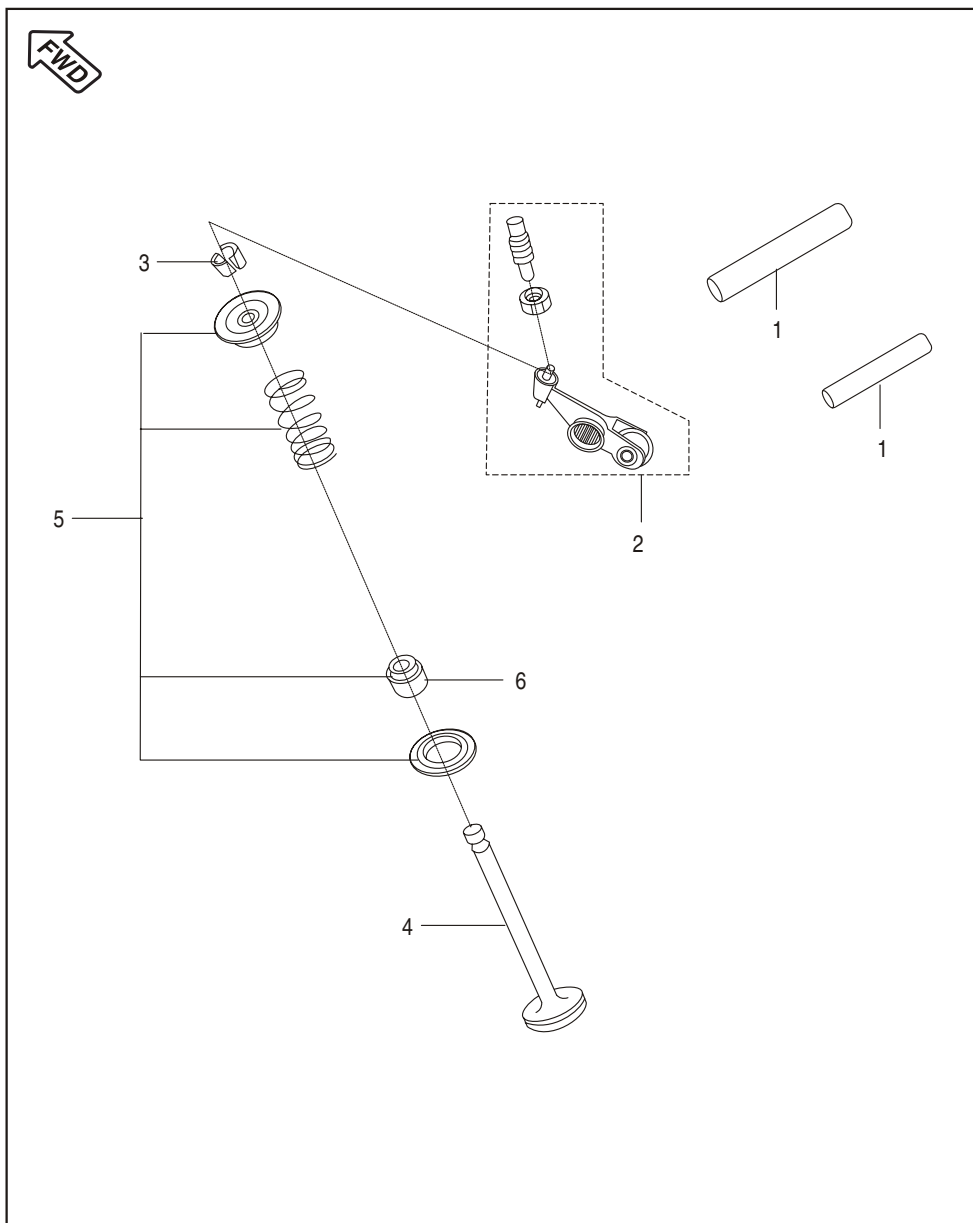
| No. | Part No. | Description | DIS 125 DRUM | DIS 125 DISC | DIS 150 DISC | Remarks |
|-----|------------|-----------------------|--------------|--------------|--------------|---------------|
| 1 | JZ 5110 21 | Cover Cylinder Head | 1 | 1 | 1 | |
| 2 | 59 0400 38 | Bolt Flange | 4 | 4 | 4 | |
| 3 | JD 5110 10 | Gasket Head Cover | 1 | 1 | 1 | |
| 4 | JA 5110 08 | Bolt Head Mounting | 4 | 4 | 4 | |
| 5 | JZ 5110 20 | Plate Cylinder Head | 1 | 1 | 1 | |
| 6 | JZ 5810 04 | Hose C' case Breather | 1 | 1 | 1 | |
| 7 | JA 5110 29 | Clamp | 2 | 2 | 2 | |
| 8 | 59 0400 50 | Flange Bolt | 1 | 1 | 1 | For Head Mtg. |

Cylinder Head



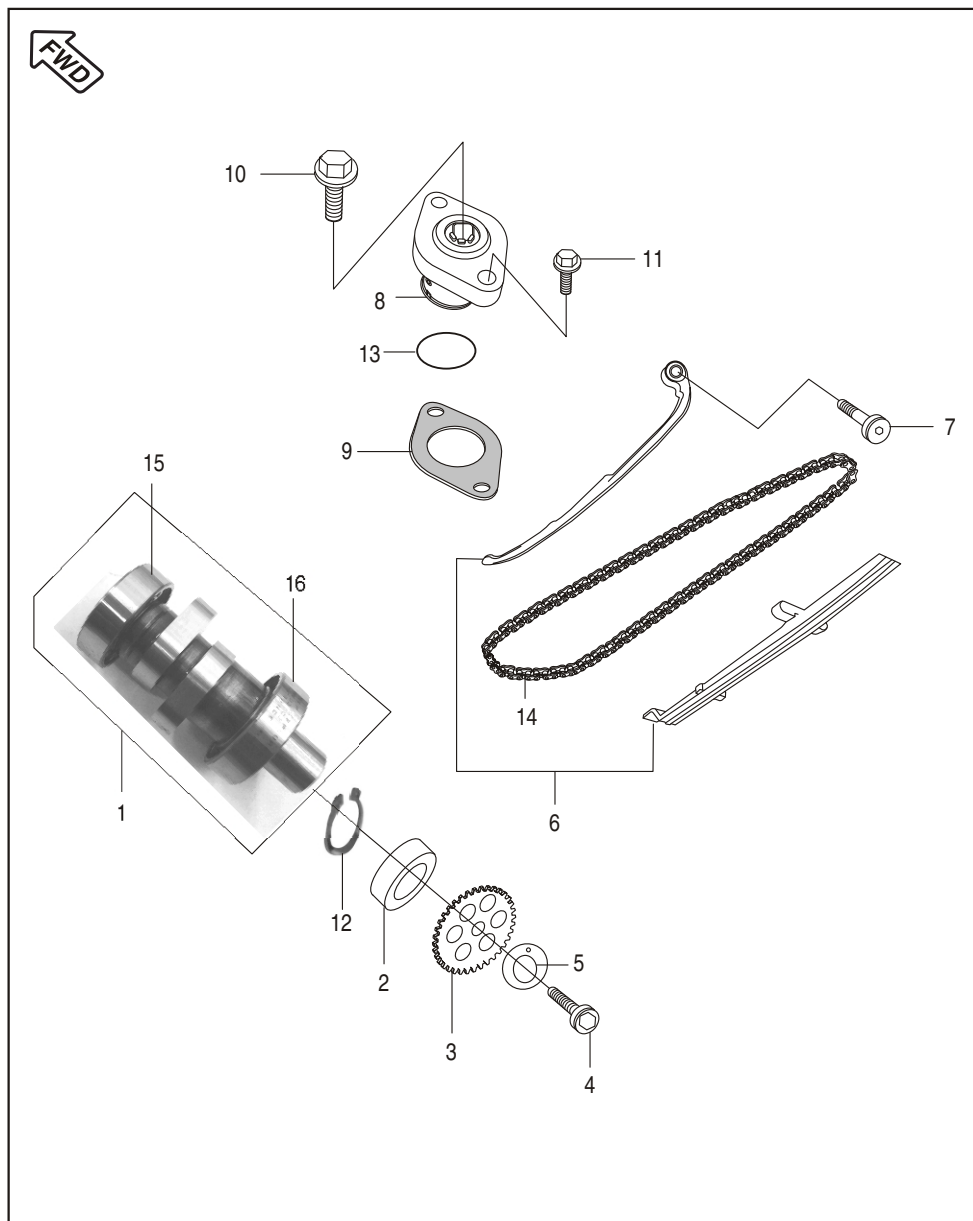
| No. | Part No. | Description | DIS 125 DRUM | DIS 125 DISC | DIS 150 DISC | Remarks |
|-----|--------------------------|--|--------------|--------------|--------------|--------------------------|
| 1 | 36 JZ00 10 36 JZ00 27 | Head Cylinder Complete Head Cylinder Complete | -- 1 | -- 1 | 1 -- | With studs & Valve Guide |
| 2 | JA 5110 28 | Stud | 2 | 2 | 2 | |
| 3 | JZ 5110 16 JD 5110 08 | Gasket Cylinder Head Gasket Cylinder Head | -- 1 | -- 1 | 1 -- | |
| 4 | JZ 5814 02 | Intake Manifold | 1 | 1 | 1 | |
| 5 | JA 5814 06 | Bolt Flange | 2 | 2 | 2 | |
| 6 | JZ 5812 10 | Sleeve (Carb - Duct Rubber) | 1 | 1 | 1 | |
| 7 | DP 1011 98 | Clamp (39mm) | 1 | 1 | 1 | |
| 8 | 39 1283 21 | 'O' Ring (Intake Pipe) | 1 | 1 | 1 | |
| 9 | JB 5110 18 | Sleeve Spark Plug R.H | 1 | 1 | 1 | |
| 10 | 39 2608 01 | Grub Screw | 1 | 1 | 1 | |
| 11 | 39 2629 21 | 'O' Ring Sleeve | 1 | 1 | 1 | |
| 12 | 39 1283 21 | 'O' Ring Sleeve | 1 | 1 | 1 | |
| 13 | AA 1210 45 | Clamp | 1 | 1 | 1 | |

Valve



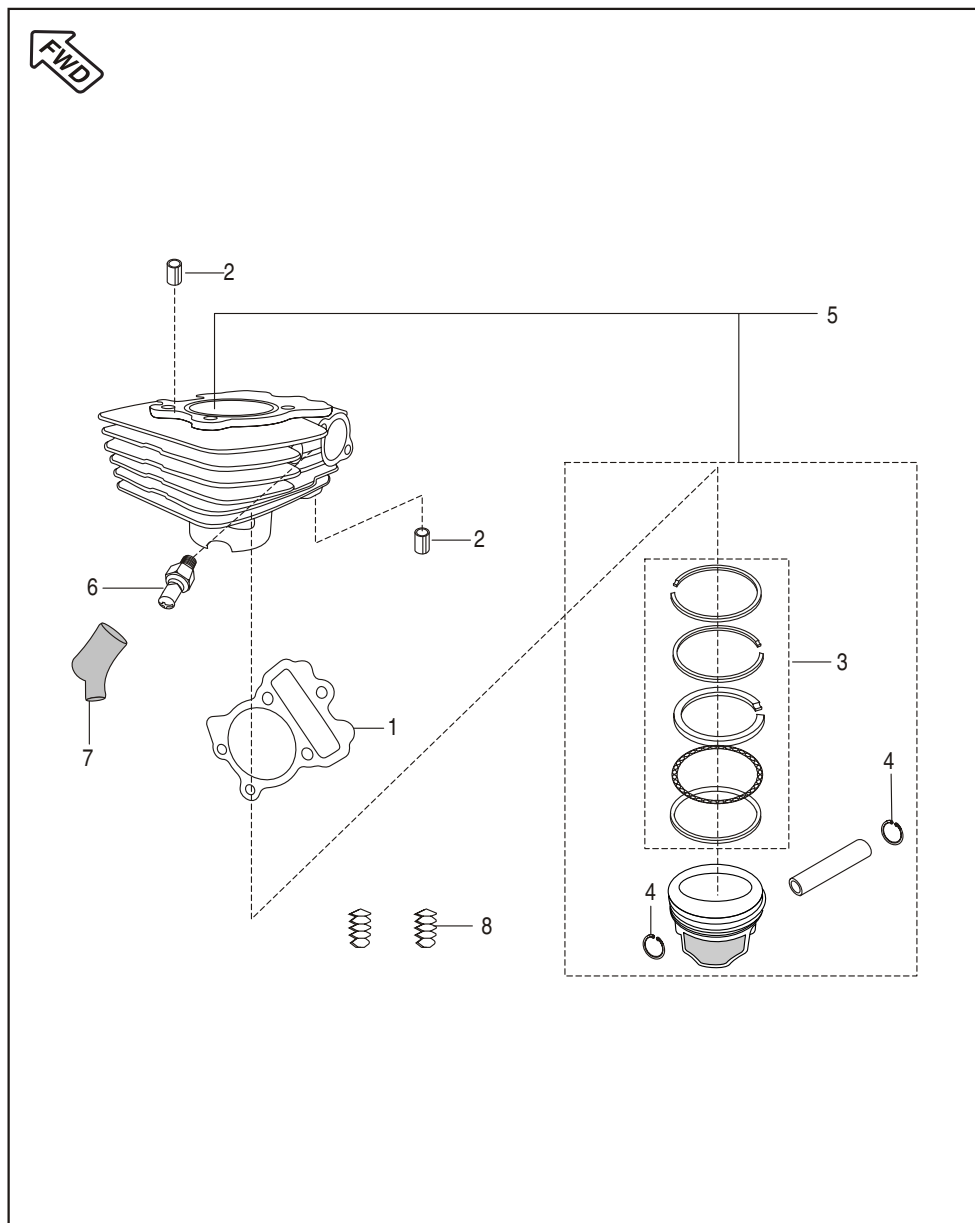
| No. | Part No. | Description | DIS 125 DRUM | DIS 125 DISC | DIS 150 DISC | Remarks |
|-----|------------|--------------------------|--------------|--------------|--------------|--------------------|
| 1 | JA 5112 11 | Shaft Rocker Arm Exhaust | 2 | 2 | 2 | |
| 2 | JZ 5112 03 | Rocker Arm with Roller | 2 | 2 | 2 | |
| 3 | DG 1010 29 | Cotter Valve (Collet) | 4 | 4 | 4 | |
| 4 | 36 JZ00 01 | Valve Kit | 1 | 1 | 1 | Refer Page No. 112 |
| 5 | 36 JZ00 04 | Valve Repair Kit | 1 | 1 | 1 | Refer Page No. 112 |
| 6 | 39 2017 19 | Seal Valve Stem | 2 | 2 | 2 | |

Camshaft / Tensioner



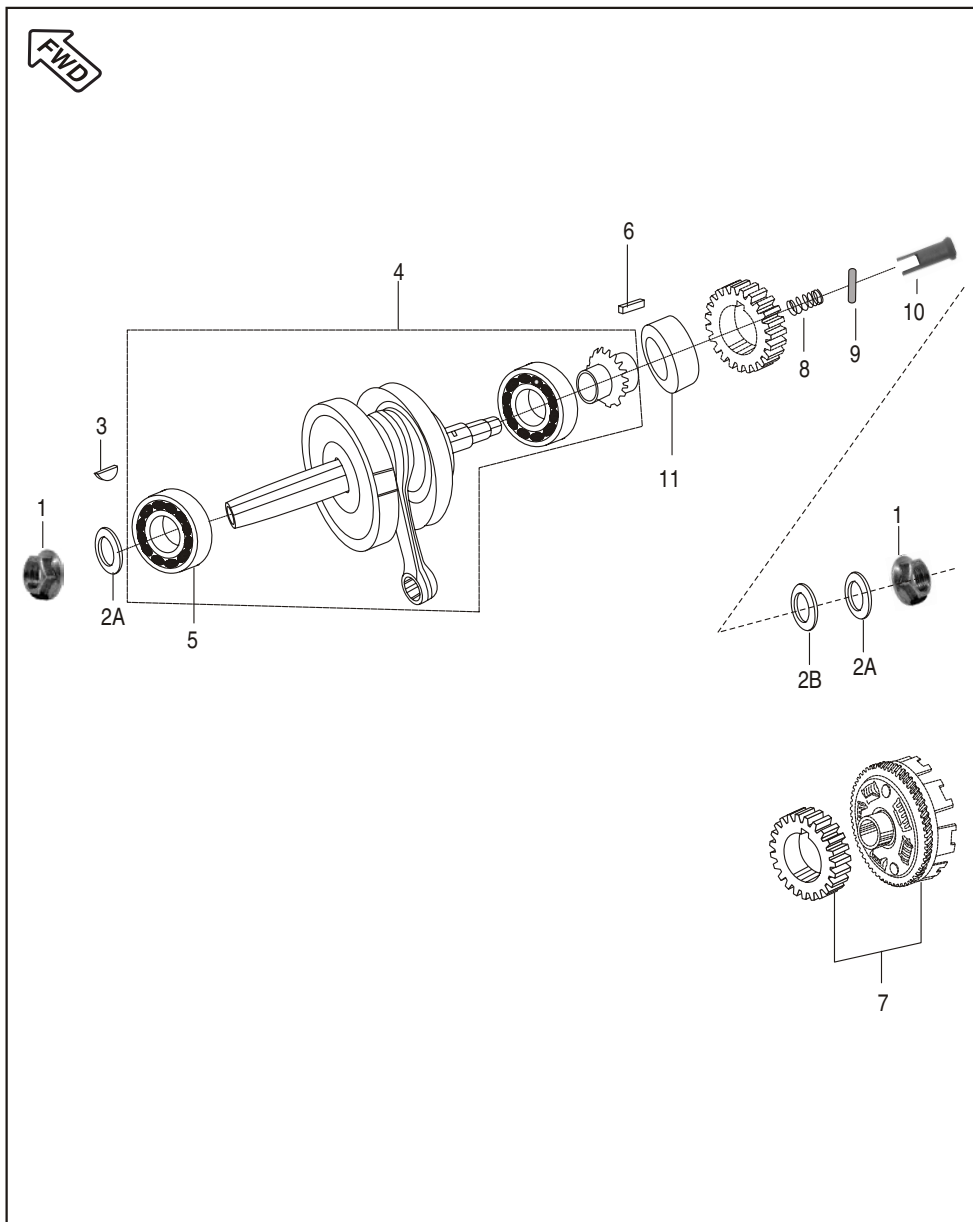
| No. | Part No. | Description | DIS 125 DRUM | DIS 125 DISC | DIS 150 DISC | Remarks |
|-----|------------|-----------------------------|--------------|--------------|--------------|-------------------------|
| 1 | JZ 5110 04 | Camshaft Complete | 1 | 1 | 1 | |
| 2 | JA 5112 16 | Spacer Cam Sprocket | 1 | 1 | 1 | |
| 3 | DS 1012 76 | Sprocket Cam Shaft | 1 | 1 | 1 | |
| 4 | 39 2198 04 | Bolt Allen Bolt | 1 | 1 | 1 | |
| 5 | DH 1010 48 | Special Washer ('O' Washer) | 1 | 1 | 1 | |
| 6 | 36 JE00 03 | Guide Chain Kit | 1 | 1 | 1 | Refer Page No. 112 |
| 7 | DH 1013 92 | Bolt Special | 1 | 1 | 1 | |
| 8 | JA 5210 17 | Adjuster Assly Chain | 1 | 1 | 1 | |
| 9 | CS 1011 28 | Gasket | 1 | 1 | 1 | |
| 10 | JA 5210 18 | Bolt | 1 | 1 | 1 | |
| 11 | JA 5210 19 | Flange Bolt | 2 | 2 | 2 | Adjuster Assly Mounting |
| 12 | 39 0594 17 | Circlip for Camshaft | 1 | 1 | 1 | |
| 13 | 39 2669 21 | 'O' Ring (Tensioner) | 1 | 1 | 1 | |
| 14 | DS 1099 05 | Cam Chain (94 Link) | 1 | 1 | 1 | |
| 15 | 39 2683 20 | Bearing Ball | 1 | 1 | 1 | |
| 16 | 39 1880 20 | Bearing Ball | 1 | 1 | 1 | |

Cylinder and Piston



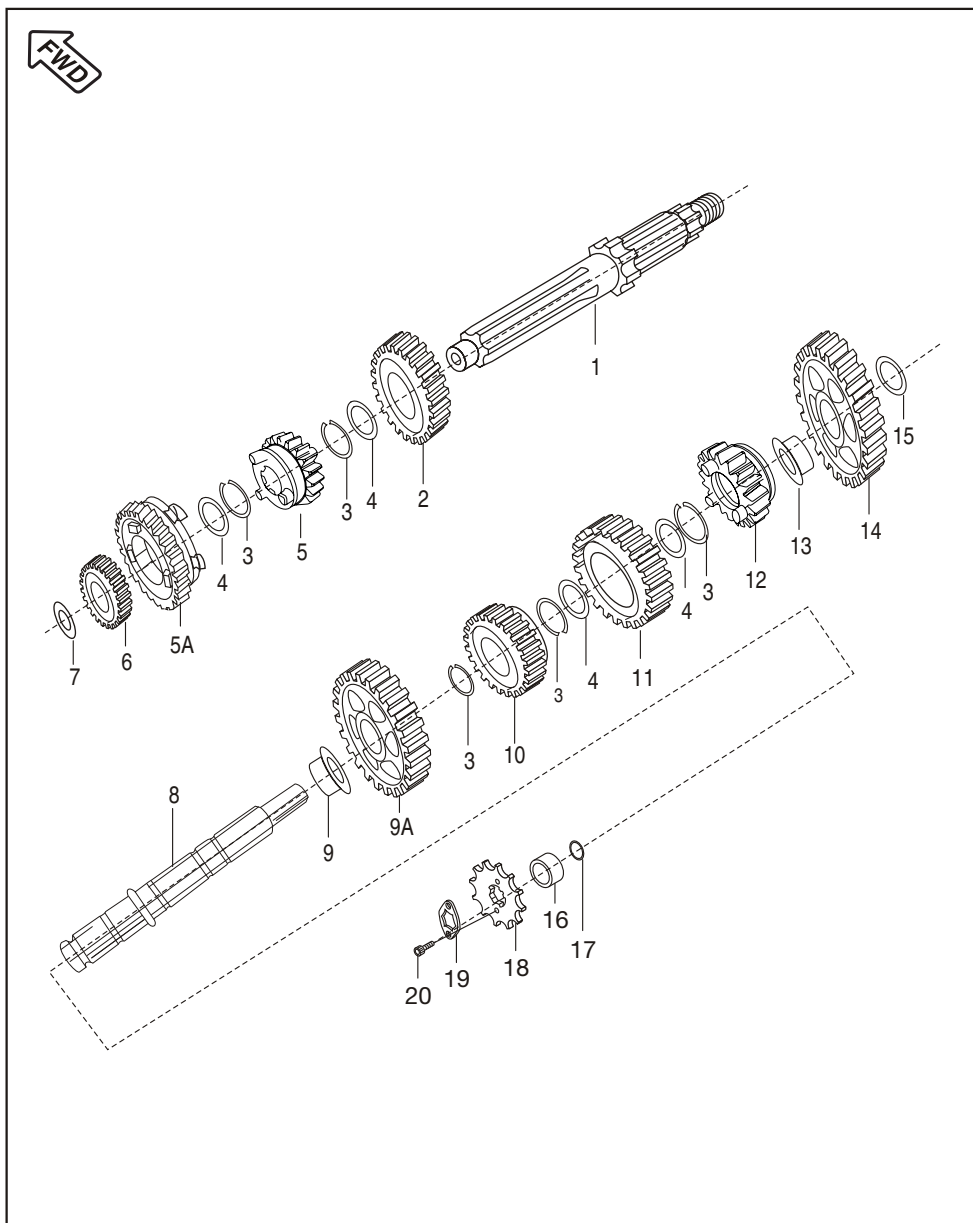
| No. | Part No. | Description | DIS 125 DRUM | DIS 125 DISC | DIS 150 DISC | Remarks |
|-----|--------------------------|--|--------------|--------------|--------------|-----------------------|
| 1 | JD 5210 02 | Gasket Cylinder | 1 | 1 | 1 | |
| 2 | 39 1000 06 | Dowel Pin | 4 | 4 | 4 | |
| 3 | 36 JZ00 05 36 JE00 02 | Piston Ring Set Piston Ring Set | -- 1 | -- 1 | 1 -- | Refer Page No. 105 |
| 4 | DP 1011 65 | Wire Circlip | 2 | 2 | 2 | |
| 5 | 36 JZ00 02 36 JZ00 24 | Cylinder Block / Piston Assly. Cylinder Block / Piston Assly. | -- 1 | -- 1 | 1 -- | Molycoat Piston |
| 6 | JW 3514 00 | Thermal Sensor | 1 | 1 | 1 | |
| 7 | JB 4022 02 | Grommet for Thermal Sensor | 1 | 1 | 1 | |
| 8 | JA 5210 15 | Damper | 3 | 3 | 3 | |

Crankshaft



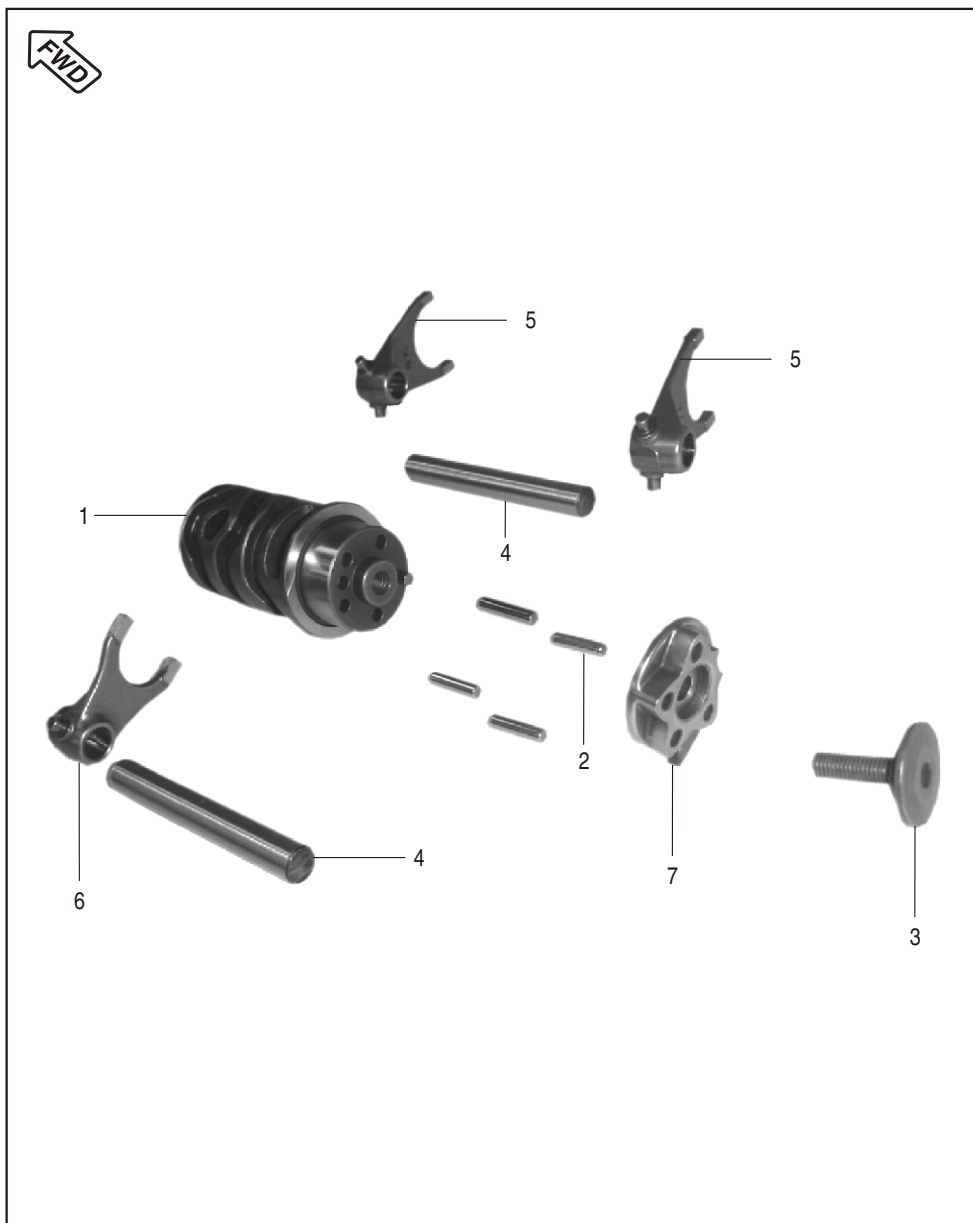
| No. | Part No. | Description | DIS 125 DRUM | DIS 125 DISC | DIS 150 DISC | Remarks |
|-----|------------|-------------------------------|--------------|--------------|--------------|-------------------|
| 1 | 59 1500 14 | Flange Nut | 2 | 2 | 2 | |
| 2A | 59 1200 03 | Belleville Washer | 2 | 2 | 2 | |
| 2B | 59 1100 08 | Plain Washer | 1 | 1 | 1 | |
| 3 | 31 1011 73 | Woodruff Key | 1 | 1 | 1 | |
| 4 | JZ 5310 03 | Crank Shaft Assly | -- | -- | 1 | |
| | JZ 5310 07 | Crank Shaft Assly | 1 | 1 | -- | |
| 5 | JE 5310 01 | Ball Bearing | -- | -- | 2 | |
| | 39 1864 20 | Ball Bearing | 1 | 1 | -- | |
| 6 | DS 1011 54 | Parallel Key | 1 | 1 | 1 | |
| 7 | 36 JZ00 14 | Set Primary Drive / Driven | -- | -- | 1 | Refer page no.114 |
| | 36 JZ00 23 | Set Primary Drive / Driven | 1 | 1 | -- | Refer page no.111 |
| 8 | JA 531012 | Spring | 1 | 1 | 1 | |
| 9 | JA 5310 15 | Parallel Pin | 1 | 1 | 1 | |
| 10 | JB 5310 21 | Plunger Oil | 1 | 1 | 1 | |
| 11 | JD 5310 04 | Spacer Crankshaft Clutch Side | 1 | 1 | 1 | |

Transmission



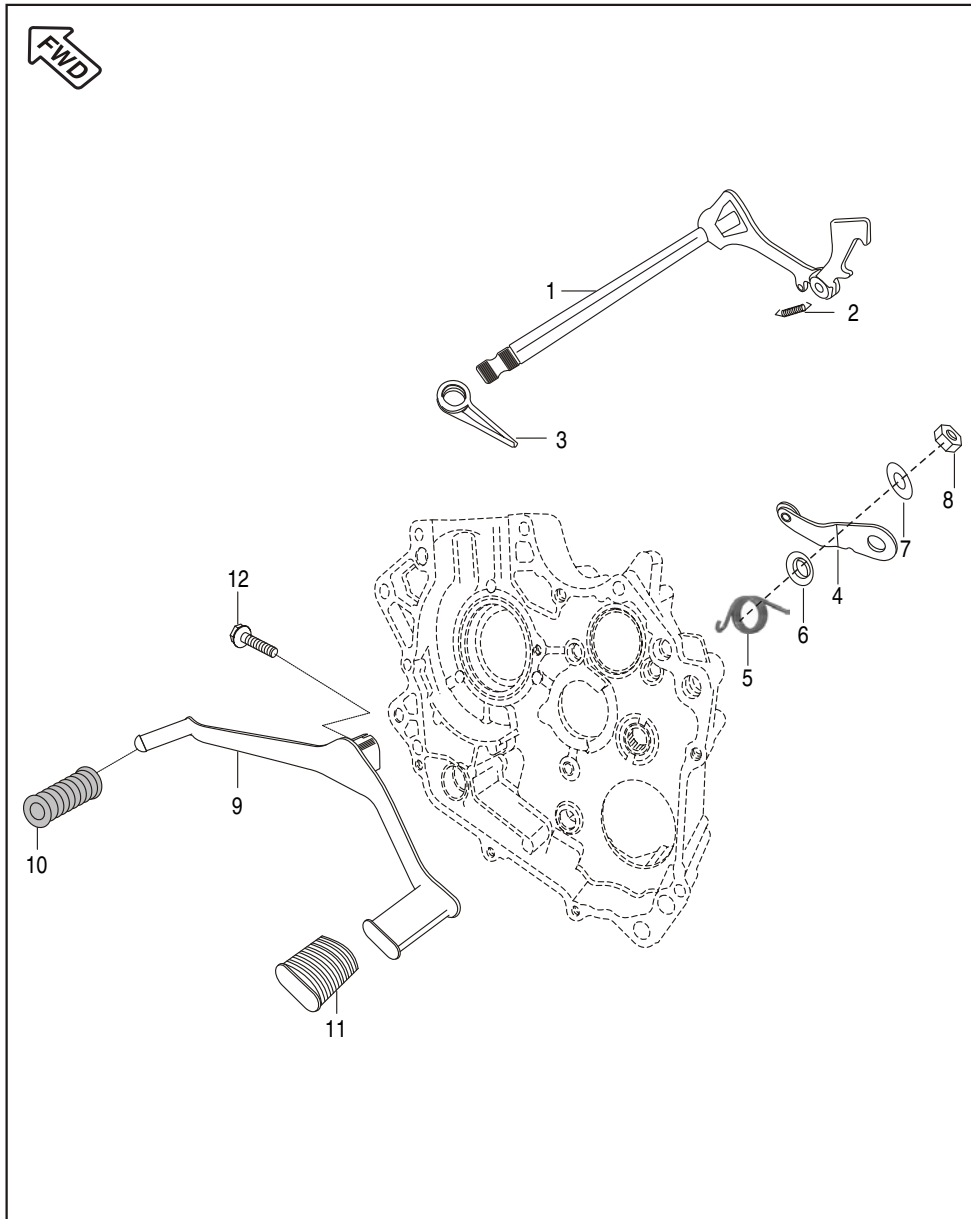
| No. | Part No. | Description | DIS 125 DRUM | DIS 125 DISC | DIS 150 DISC | Remarks |
|-----|------------|-------------------------------|--------------|--------------|--------------|-----------------|
| 1 | JZ 5510 01 | Shaft I/P Transmission | -- | -- | 1 | |
| | JZ 5510 06 | Shaft I/P Transmission-Forged | -- | -- | 1 | From 21.11.2010 |
| | JZ 5510 10 | Shaft I/P Gun hole | 1 | 1 | -- | |
| 2 | JZ 5512 02 | Gear 4th Drive | 1 | 1 | 1 | |
| 3 | 39 0987 17 | Ring Snap | 1 | 1 | 5 | |
| 4 | JA 5510 02 | Spline Washer | 1 | 1 | 4 | |
| 5 | JZ 5512 01 | Gear 3rd Drive | 1 | 1 | 1 | |
| 5A | JZ 5512 03 | Gear 5th Drive | -- | -- | 1 | Upto 21.11.2010 |
| | JZ 5512 13 | Gear 5th Drive-Forged | 1 | 1 | 1 | |
| 6 | JZ 5512 00 | Gear 2nd Drive | 1 | 1 | 1 | |
| 7 | JA 5510 04 | Washer Thrust 2nd Drive | 1 | 1 | 1 | |
| 8 | JZ 5510 03 | Shaft Output Transmission | -- | -- | 1 | Upto 21.11.2010 |
| | JZ 5510 08 | Shaft O/P Transmission-Forged | 1 | 1 | 1 | |
| 9 | JZ 5512 10 | Bush 2nd Driven | 1 | 1 | 1 | |
| 9A | JZ 5512 06 | Gear 2nd Driven | 1 | 1 | 1 | |
| 10 | JZ 5512 09 | Gear 5th Driven | -- | -- | 1 | Upto 21.11.2010 |
| | JZ 5512 11 | Gear 5th Driven-Forged | 1 | 1 | 1 | |
| 11 | JZ 5512 07 | Gear 3rd Driven | -- | -- | 1 | Upto 21.11.2010 |
| | JZ 5512 12 | Gear 3rd Driven-Forged | 1 | 1 | 1 | |
| 12 | JZ 5512 08 | Gear 4th Driven | 1 | 1 | 1 | |
| 13 | JZ 5512 05 | Bush 1st Driven | 1 | 1 | 1 | |
| 14 | JZ 5512 04 | Gear 1st Driven | 1 | 1 | 1 | |
| 15 | JA 5510 08 | Washer Thrust 1st Driven | 1 | 1 | 1 | |
| 16 | JA 5510 09 | Collar Sprocket Drive | 1 | 1 | 1 | |
| 17 | 59 2100 24 | 'O' Ring Collar Sprocket | 1 | 1 | 1 | |
| 18 | JZ 5510 04 | Sprocket Drive | 1 | 1 | 1 | |
| 19 | DU 1012 13 | Plate Lock Sprocket | 1 | 1 | 1 | |
| 20 | 39 1981 04 | Socket Head Bolt | 2 | 2 | 2 | |

Change Drum / Shift Fork



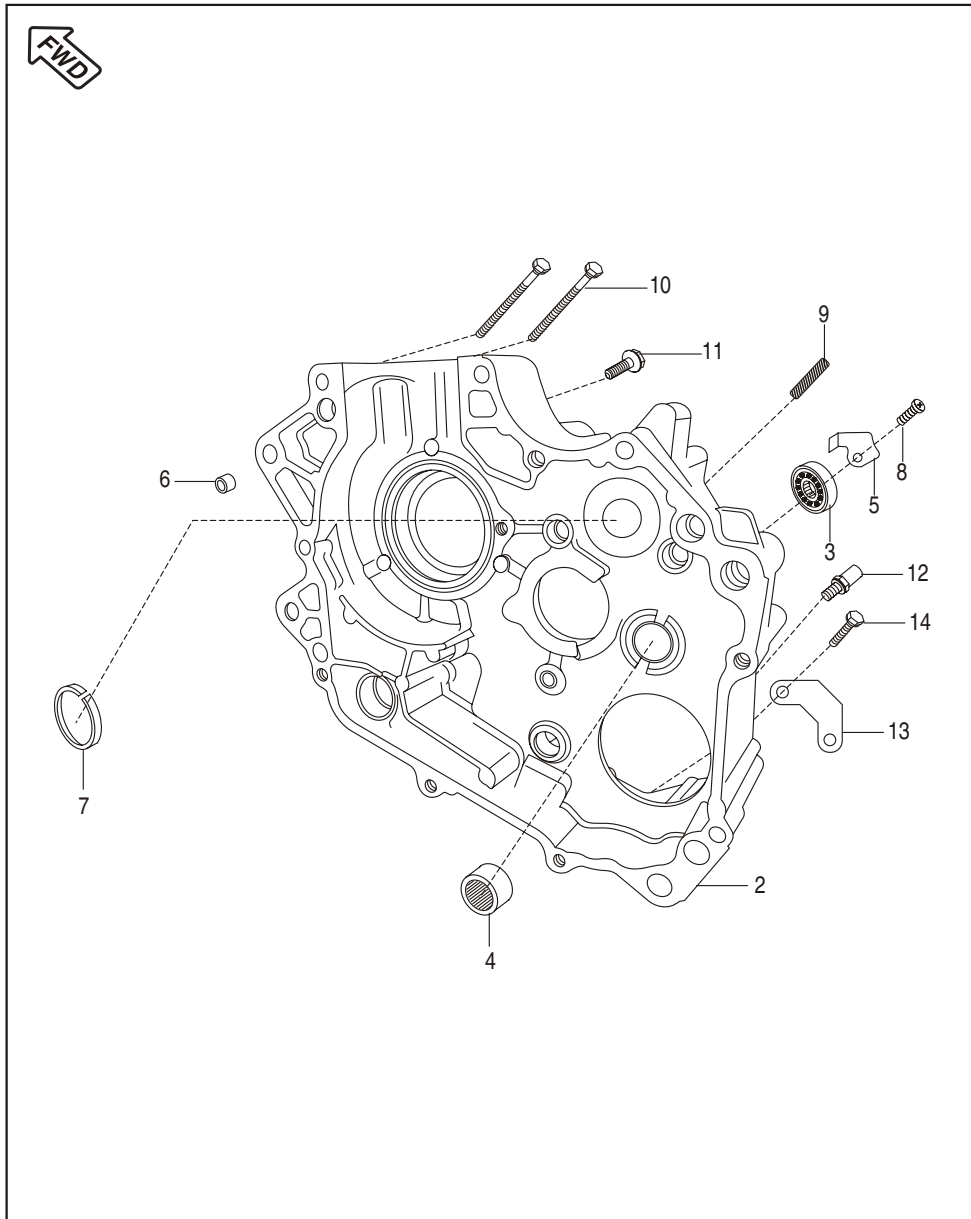
| No. | Part No. | Description | DIS 125 DRUM | DIS 125 DISC | DIS 150 DISC | Remarks |
|-----|------------|--------------------------|--------------|--------------|--------------|---------|
| 1 | JZ 5610 00 | Drum Complete Gear Shift | 1 | 1 | 1 | |
| 2 | 39 0992 06 | Dowel (Pin Drum Change) | 4 | 4 | 4 | |
| 3 | JD 5610 11 | Special Bolt | 1 | 1 | 1 | |
| 4 | JD 5610 06 | Shaft Gear Shift Fork | 2 | 2 | 2 | |
| 5 | JD 5610 04 | Fork Gear Shift Output | 2 | 2 | 2 | |
| 6 | JD 5610 02 | Fork Gear Shift Input | 1 | 1 | 1 | |
| 7 | JD 5610 02 | Cam Drum Change | 1 | 1 | 1 | |

Gear Change Mechanism



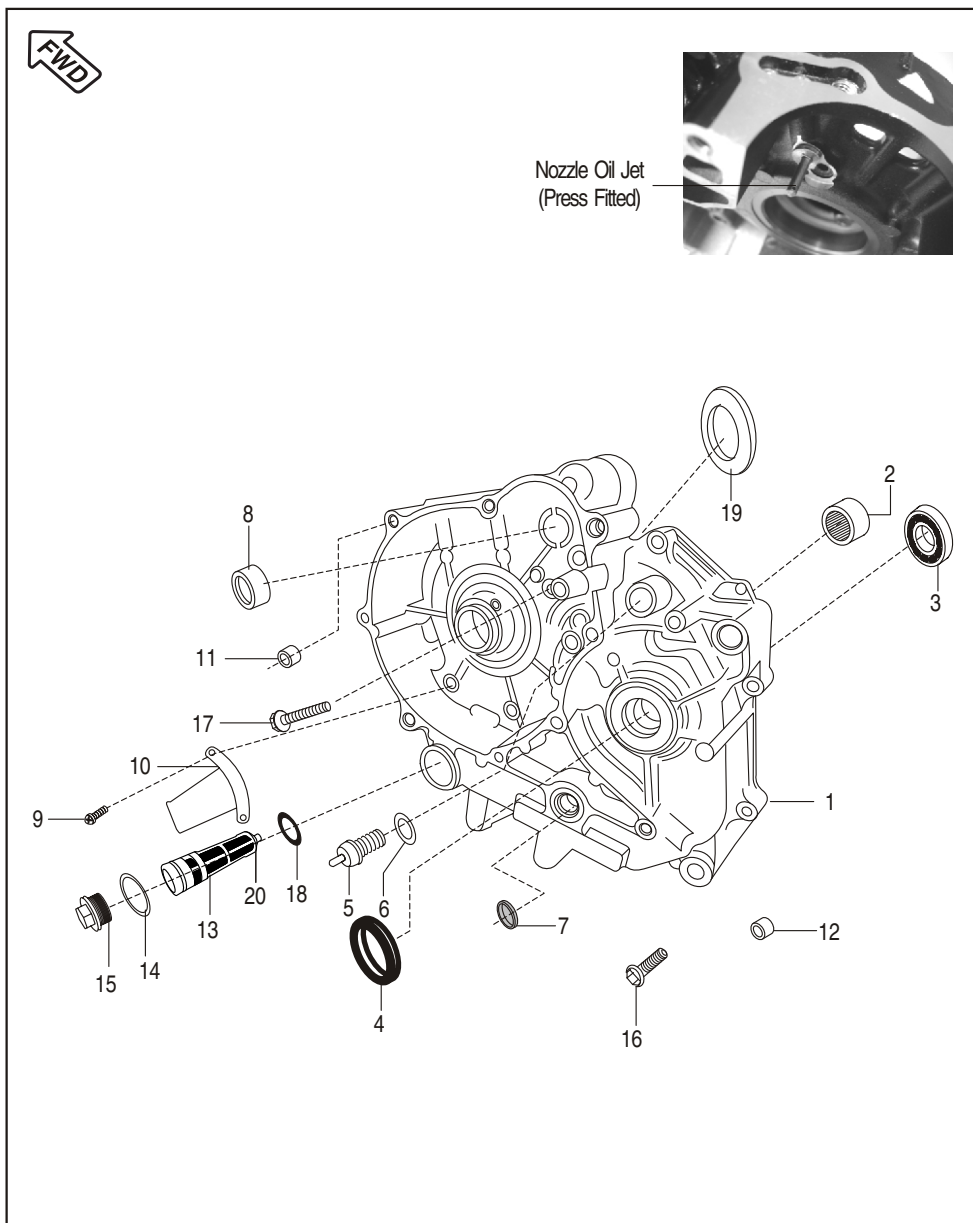
| No. | Part No. | Description | DIS 125 DRUM | DIS 125 DISC | DIS 150 DISC | Remarks |
|-----|------------|--|--------------|--------------|--------------|---------|
| 1 | JW 5612 05 | Lever Complete Gear Shift | 1 | 1 | 1 | |
| 2 | JW 5612 06 | Extension Spring | 1 | 1 | 1 | |
| 3 | JW 5612 08 | Spring Gear Shift Return | 1 | 1 | 1 | |
| 4 | JD 5612 03 | Inhibitor Complete Gear Shift | 1 | 1 | 1 | |
| 5 | JD 5612 04 | Spring Inhibitor | 1 | 1 | 1 | |
| 6 | JA 5612 09 | Step Washer (Collar) | 1 | 1 | 1 | |
| 7 | 39 2704 11 | Plain Washer | 1 | 1 | 1 | |
| 8 | 39 0817 15 | Nut | 1 | 1 | 1 | |
| 9 | JZ 5614 01 | Lever Complete Gear Shifter (Gear Pedal) | 1 | 1 | 1 | |
| 10 | DH 1015 09 | Damper | 1 | 1 | 1 | |
| 11 | DG 1013 39 | Damper | 1 | 1 | 1 | |
| 12 | JA 5612 11 | Flange Bolt | 1 | 1 | 1 | |

Engine Assembly / Crankcase RH



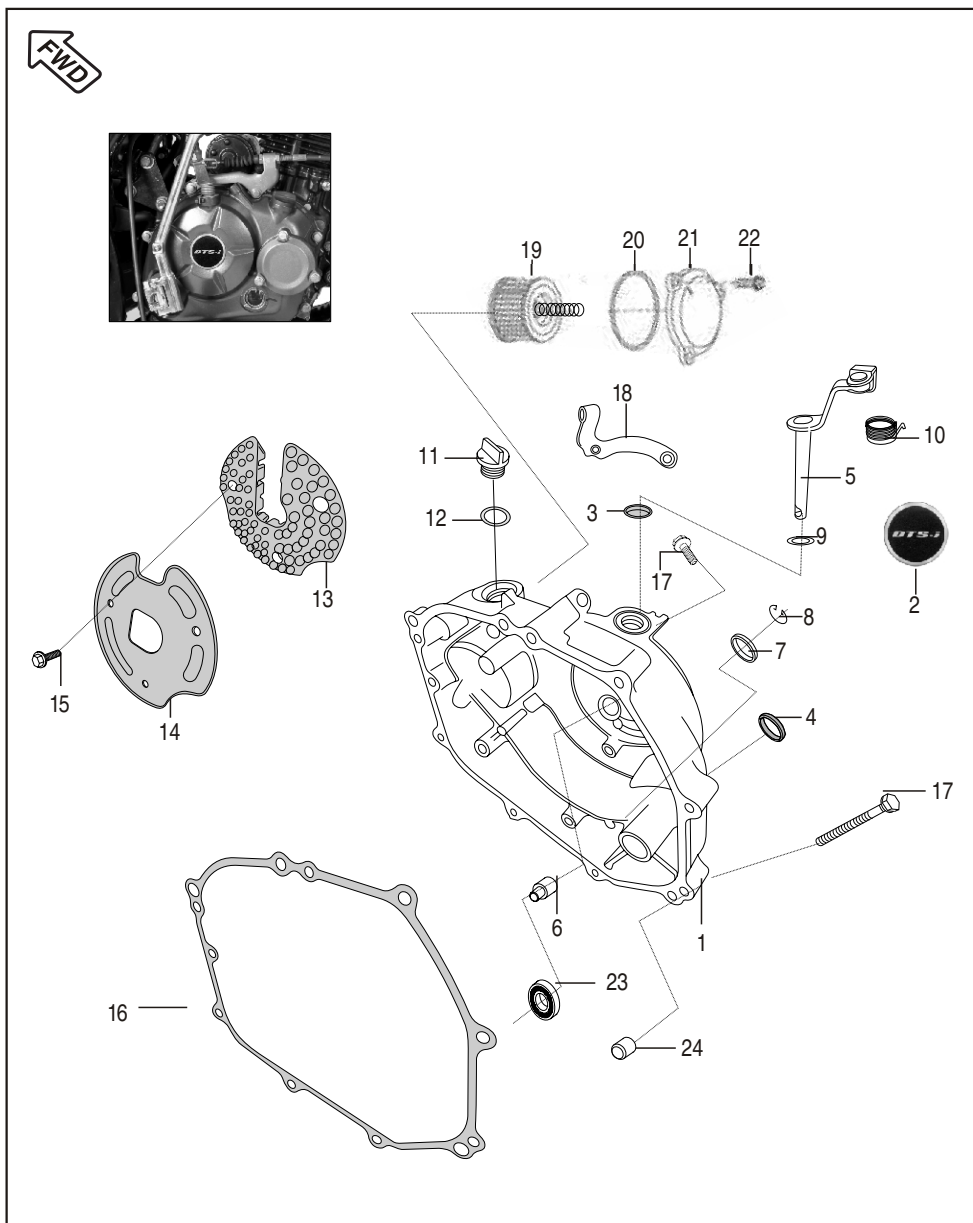
| No. | Part No. | Description | DIS 125 DRUM | DIS 125 DISC | DIS 150 DISC | Remarks |
|-----|------------|-------------------------|--------------|--------------|--------------|-------------------|
| 1 | JZ 5010 01 | Engine Assly | 1 | 1 | -- | N.I. |
| | JZ 5010 00 | Engine Assly | -- | -- | 1 | N.I. |
| 2 | 36 JZ00 29 | Crankcase Clutch Side | 1 | 1 | -- | NRB + Bush + Stud |
| | 36 JZ00 09 | Crankcase Clutch Side | -- | -- | 1 | NRB + Bush + Stud |
| 3 | 59 2000 36 | Bearing Ball | 1 | 1 | 1 | For I/P Shaft. |
| 4 | JA 5410 11 | Needle Roller Bearing | 1 | 1 | 1 | For O/P Shaft. |
| 5 | JA 5410 10 | Stopper Plate | 1 | 1 | 1 | |
| 6 | 39 1000 06 | Dowel Pin | 2 | 2 | 2 | |
| 7 | DU 1010 85 | Bushing | 1 | 1 | 1 | |
| 8 | DH 1013 80 | Screw | 1 | 1 | 1 | |
| 9 | 52 JA00 27 | Stud Inhibitor Mounting | 1 | 1 | 1 | |
| 10 | JA 5412 35 | Bolt | 2 | 2 | 2 | Crankcase Mtg. |
| 11 | 59 0400 38 | Bolt Flange | 1 | 1 | 1 | Crankcase Mtg. |
| 12 | JA 5410 14 | Bolt Shift Change | 1 | 1 | 1 | |
| 13 | JA 5410 12 | Guide Kick | 1 | 1 | 1 | |
| 14 | 39 1964 04 | Hexagon Bolt | 2 | 2 | 2 | |

Crankcase LH



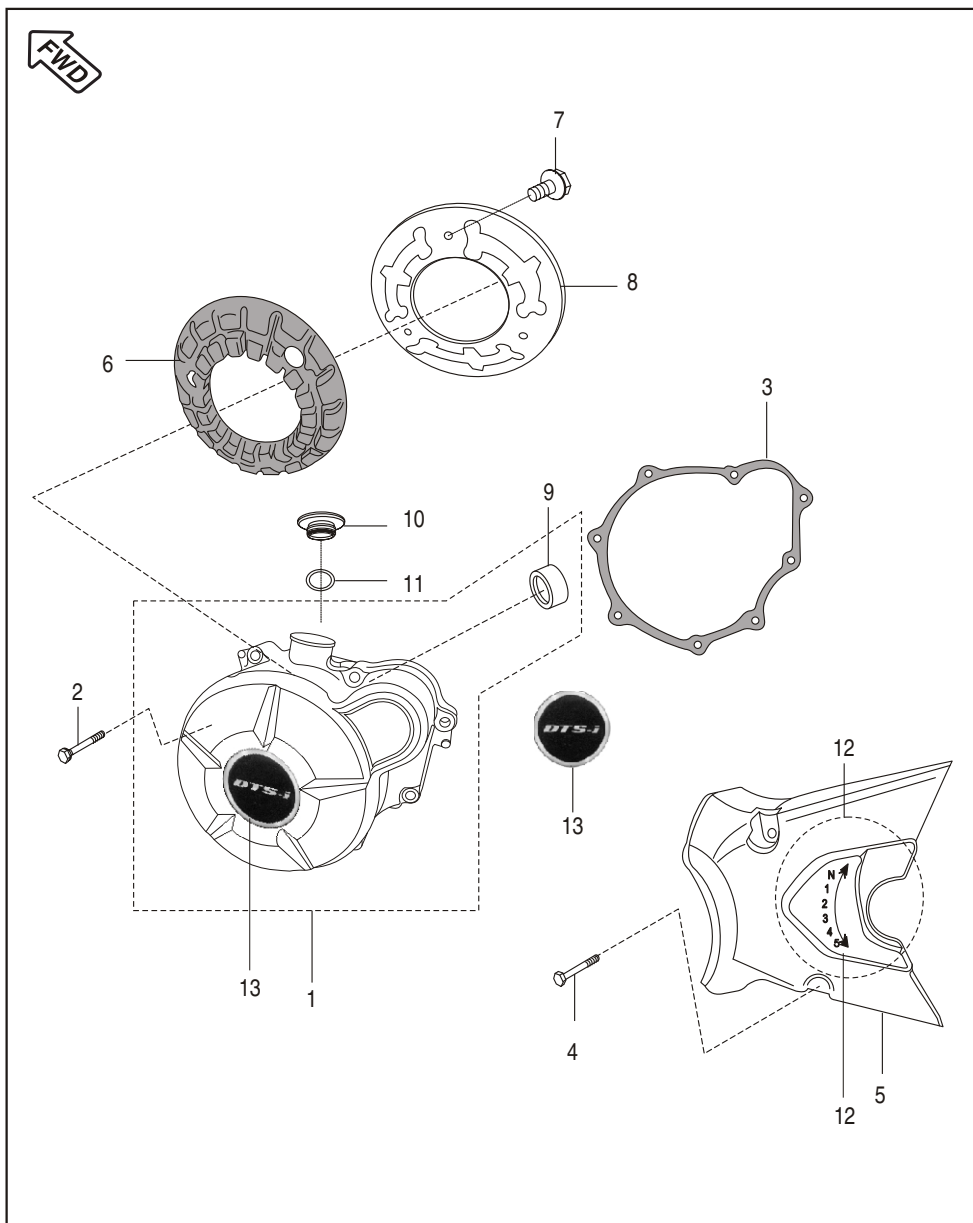
| No. | Part No. | Description | DIS 125 DRUM | DIS 125 DISC | DIS 150 DISC | Remarks |
|-----|------------|-----------------------------------|--------------|--------------|--------------|----------------|
| 1 | 36 JZ00 11 | Crankcase Magneto Side | -- | -- | 1 | NRB + Bush |
| | 36 JZ00 28 | Crankcase Magneto Side | 1 | 1 | -- | NRB + Bush |
| 2 | 39 2562 20 | Needle Roller Bearing | 1 | 1 | 1 | |
| 3 | 59 2000 36 | Ball Bearing | 1 | 1 | 1 | |
| 4 | 39 1715 19 | Seal Oil | 1 | 1 | 1 | Output Shaft |
| 5 | 31 2010 81 | Neutral Switch | 1 | 1 | 1 | |
| 6 | DH 1017 84 | Gasket Neutral Switch | 1 | 1 | 1 | |
| 7 | 39 2190 19 | Oil Seal | 1 | 1 | 1 | Shifter Shaft |
| 8 | JA 5410 05 | Bush Starter Clutch | 1 | 1 | 1 | Starter Clutch |
| 9 | 39 0747 01 | Pan Head Screw | 2 | 2 | 2 | |
| 10 | JA 5410 34 | Stopper Gear Starter Clutch | 1 | 1 | 1 | |
| 11 | 39 1000 06 | Hollow Dowel Pin | 4 | 4 | 4 | |
| 12 | 39 0999 06 | Hollow Dowel Pin | 4 | 4 | 4 | |
| 13 | JA 5410 19 | Mesh Filter Oil strainer | 1 | 1 | 1 | |
| 14 | 59 2100 23 | 'O' Ring Cap Strainer | 1 | 1 | 1 | |
| 15 | JA 5410 21 | Cap Strainer | 1 | 1 | 1 | |
| 16 | 59 0400 38 | Bolt Flange | 6 | 6 | 6 | Crankcase Mtg. |
| 17 | 39 1759 04 | Bolt | 1 | 1 | 1 | Crankcase Mtg. |
| 18 | JA 5410 20 | 'O' Ring Mesh Filter Oil Strainer | 1 | 1 | 1 | |
| 19 | JD 5410 00 | Damper Crankshaft | 1 | 1 | 1 | |
| 20 | JA 5410 32 | Strainer Assly. | 1 | 1 | 1 | |

Cover RH



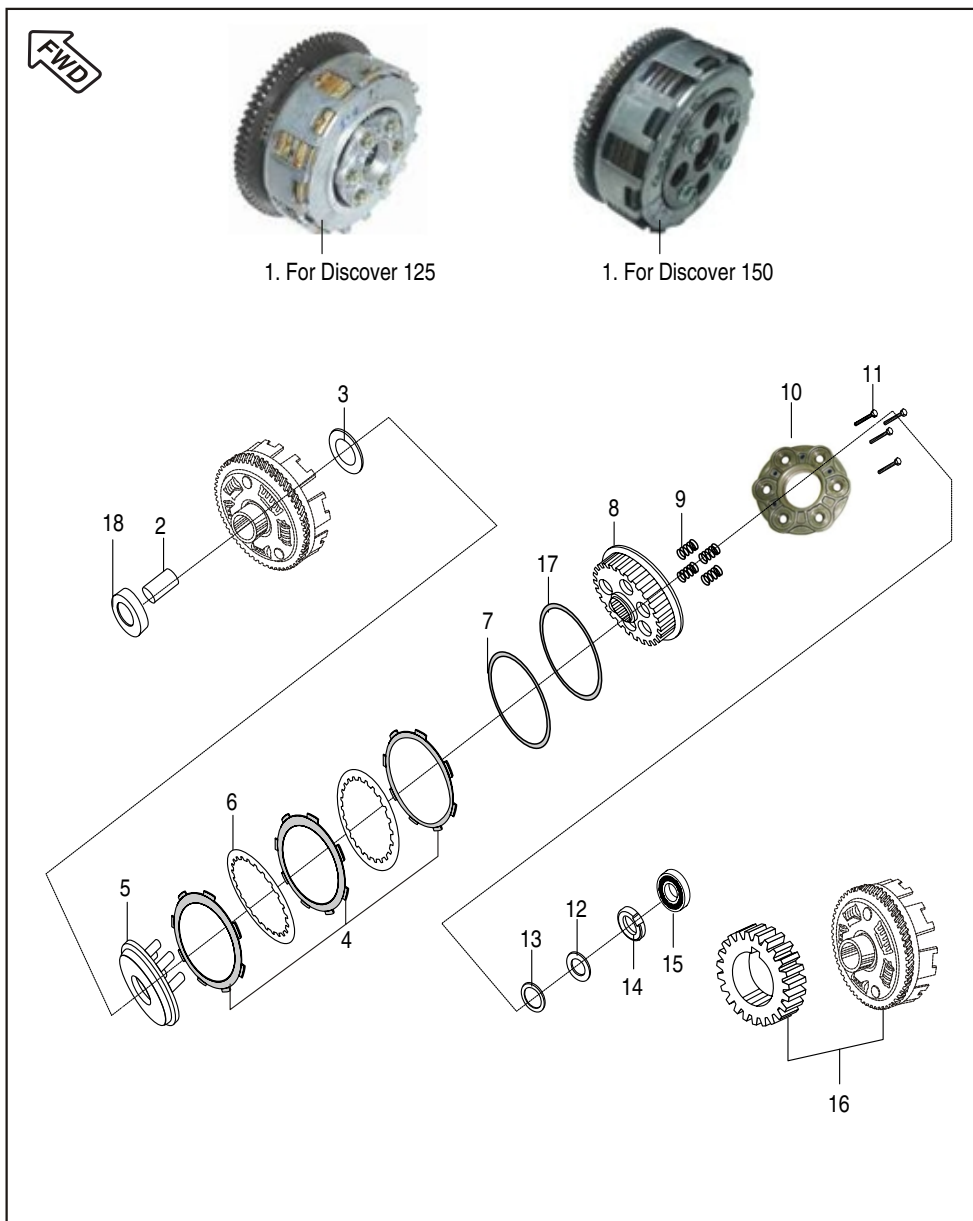
| No. | Part No. | Description | DIS 125 DRUM | DIS 125 DISC | DIS 150 DISC | Remarks |
|-----|------------|-----------------------------|--------------|--------------|--------------|-------------------------------|
| 1 | 36 JZ00 13 | Clutch Cover | -- | -- | 1 | With Decal + Gauge + Circlip |
| | 36 JZ00 25 | Clutch Cover | 1 | 1 | -- | |
| 2 | JE 5412 11 | Decal Clutch Cover | 1 | 1 | 1 | Oil Level Check |
| 3 | 39 1041 19 | Oil Seal Clutch Lever | 1 | 1 | 1 | |
| 4 | 30 1011 42 | Oil Seal (Kick Shaft) | 1 | 1 | 1 | |
| 5 | JW 5410 05 | Shaft Clutch Release | 1 | 1 | 1 | |
| 6 | JE 5514 01 | Rod Push | -- | -- | 1 | |
| | DP 1012 69 | Rod Push | 1 | 1 | -- | |
| 7 | DG 1014 18 | Gauge | 1 | 1 | 1 | |
| 8 | DS 1012 15 | Wire Circlip | 1 | 1 | 1 | |
| 9 | JA 5412 36 | Plain Washer | 1 | 1 | 1 | |
| 10 | JA 5412 37 | Spring Torsion Clutch Lever | 1 | 1 | 1 | |
| 11 | JA 5412 11 | Cap Oil Filler | 1 | 1 | 1 | Clutch Cover to Crankcase Mtg |
| 12 | JA 5412 25 | 'O' Ring Cap Oil Filler | 1 | 1 | 1 | |
| 13 | JE 5412 09 | Damper | 1 | 1 | 1 | |
| 14 | JA 5412 16 | Plate Damper | 1 | 1 | 1 | |
| 15 | 39 2208 04 | Bolt Flange | 3 | 3 | 3 | |
| 16 | JA 5412 12 | Gasket Clutch Cover | 1 | 1 | 1 | |
| 17 | 59 0400 38 | Bolt Flange | 8 | 8 | 8 | |
| 18 | JW 5410 00 | Bracket Clutch Cable | 1 | 1 | 1 | |
| 19 | DD 1211 81 | Oil Filter Element | 1 | 1 | 1 | |
| 20 | 39 1671 21 | 'O' Ring | 1 | 1 | 1 | |
| 21 | JZ 5412 14 | Cap Filter | 1 | 1 | 1 | |
| 22 | JA 5210 19 | Bolt Flange | 3 | 3 | 3 | |
| 23 | 14 1510 33 | Bearing Push Rod | 1 | 1 | 1 | |
| 24 | 39 0999 06 | Pin Hollow Dowel | 2 | 2 | 2 | |

Cover Magneto



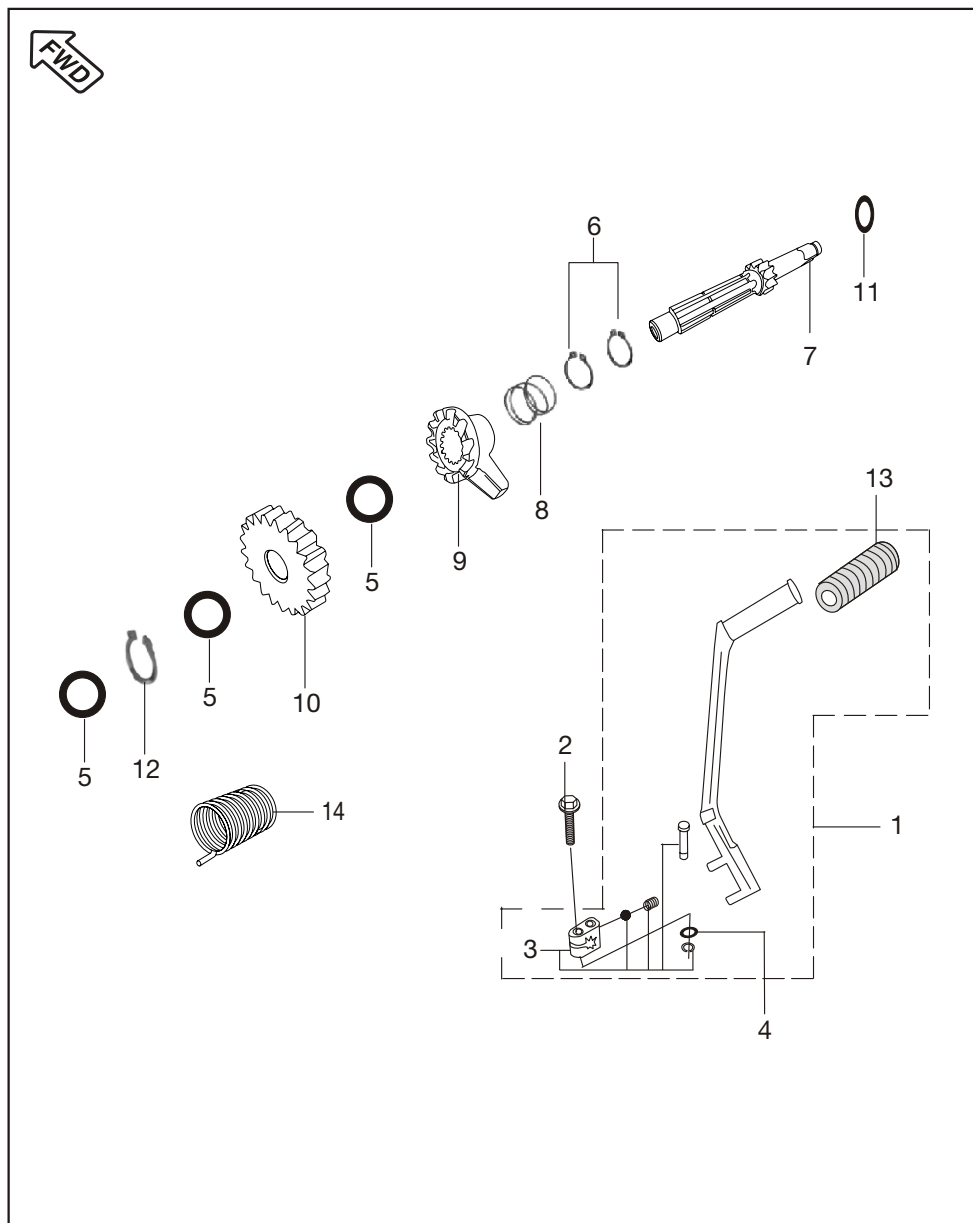
| No. | Part No. | Description | DIS 125 DRUM | DIS 125 DISC | DIS 150 DISC | Remarks |
|-----|------------|-------------------------|--------------|--------------|--------------|----------------------|
| 1 | 36 JZ00 15 | Cover Magneto | 1 | 1 | 1 | With Bush |
| 2 | JA 5410 44 | Bolt Flange | 8 | 8 | 8 | |
| 3 | JA 5412 05 | Gasket Magneto Cover | 1 | 1 | 1 | |
| 4 | 59 0400 38 | Bolt | 2 | 2 | 2 | |
| 5 | JZ 5412 02 | Cover LH Rear Complete | 1 | 1 | 1 | Without label |
| 6 | JE 5412 10 | Damper Cover LH | 1 | 1 | 1 | |
| 7 | DH 1013 88 | Flanged Bolt | 3 | 3 | 3 | |
| 8 | JA 5412 21 | Plate Damper Cover LH | 1 | 1 | 1 | |
| 9 | JA 5410 05 | Bush | 1 | 1 | 1 | For Drive Gear Assly |
| 10 | JA 5412 33 | Threaded Cap TDC Finder | 1 | 1 | 1 | |
| 11 | 30 1011 95 | 'O' Ring | 1 | 1 | 1 | |
| 12 | JW 2330 00 | Sticker Gear Shifting | 1 | 1 | 1 | |
| 13 | JE 5412 12 | Decal Magneto Cover | 1 | 1 | 1 | |

Clutch



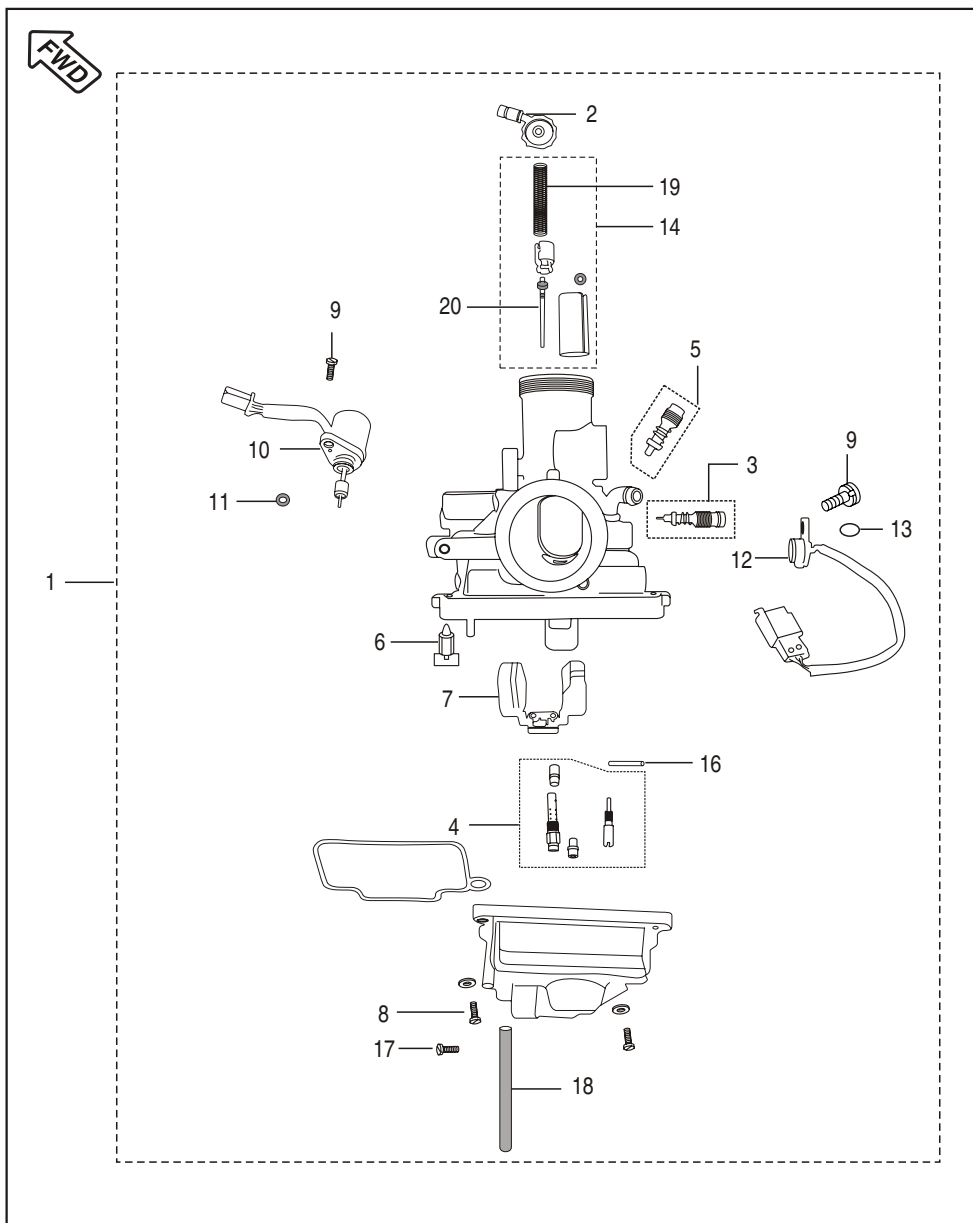
| No. | Part No. | Description | DIS 125 DRUM | DIS 125 DISC | DIS 150 DISC | Remarks |
|-----|------------|----------------------------|--------------|--------------|--------------|------------------|
| 1 | JZ 5514 13 | Clutch Complete | 1 | 1 | -- | |
| | JZ 5514 09 | Clutch Complete | -- | -- | 1 | |
| 2 | JA 5514 06 | Collar Clutch | 1 | 1 | 1 | |
| 3 | 39 2600 11 | Washer | 1 | 1 | 1 | |
| 4 | 36 JE00 05 | Friction Plate Kit | -- | -- | 1 | Ref. Page No.114 |
| | 36 JZ00 37 | Friction Plate | 1 | 1 | -- | Ref. Page No.111 |
| 5 | DP 1011 07 | Wheel Clutch | -- | -- | 1 | |
| | JB 5514 08 | Wheel Clutch | 1 | 1 | -- | |
| 6 | DP 1011 11 | Plate Clutch | -- | -- | 4 | |
| | 30 1010 96 | Plate Clutch | 4 | 4 | -- | |
| 7 | DP 1012 43 | Plate Judder Spring | -- | -- | 1 | |
| 8 | JE 5514 03 | Hub Clutch | -- | -- | 1 | |
| | JB 5514 11 | Hub Clutch | 1 | 1 | -- | |
| 9 | JZ 5514 12 | Compression Spring | -- | -- | 4 | |
| | JZ 5514 15 | Compression Spring | 6 | 6 | -- | |
| 10 | JE 5514 05 | Holder Clutch | -- | -- | 1 | 4 Hole |
| | JB 5514 12 | Holder Clutch | 1 | 1 | -- | 6 Hole |
| 11 | DP 1011 16 | Bolt Flange | -- | -- | 4 | |
| | 39 0980 04 | Bolt Flange | 6 | 6 | -- | |
| 12 | 39 2200 11 | Belleville Washer | -- | -- | 1 | |
| | JA 5514 16 | Belleville Washer | 1 | 1 | -- | |
| 13 | 39 0240 11 | Plain Washer | -- | -- | 1 | |
| | JA 5514 20 | Plain Washer | 1 | 1 | -- | |
| 14 | DH 1016 48 | Nut Special | -- | -- | 1 | L.H. Threads |
| | JA 5310 07 | Nut Special | 1 | 1 | -- | L.H. Threads |
| 15 | 14 1510 33 | Bearing Clutch Lifter | -- | -- | 1 | |
| | 39 1001 20 | Bearing Clutch Lifter | 1 | 1 | -- | |
| 16 | 36 JZ00 14 | Set Primary Drive & Driven | -- | -- | 1 | Refer Page 114 |
| | 36 JZ00 23 | Set Primary Drive & Driven | 1 | 1 | -- | Refer Page 111 |
| 17 | DP 1011 14 | Spring Anti Judder | -- | -- | 1 | |
| 18 | JD 5514 00 | Spacer Clutch Assly | 1 | 1 | 1 | 'JD' Mark for ID |

Kick Starter Mechanism



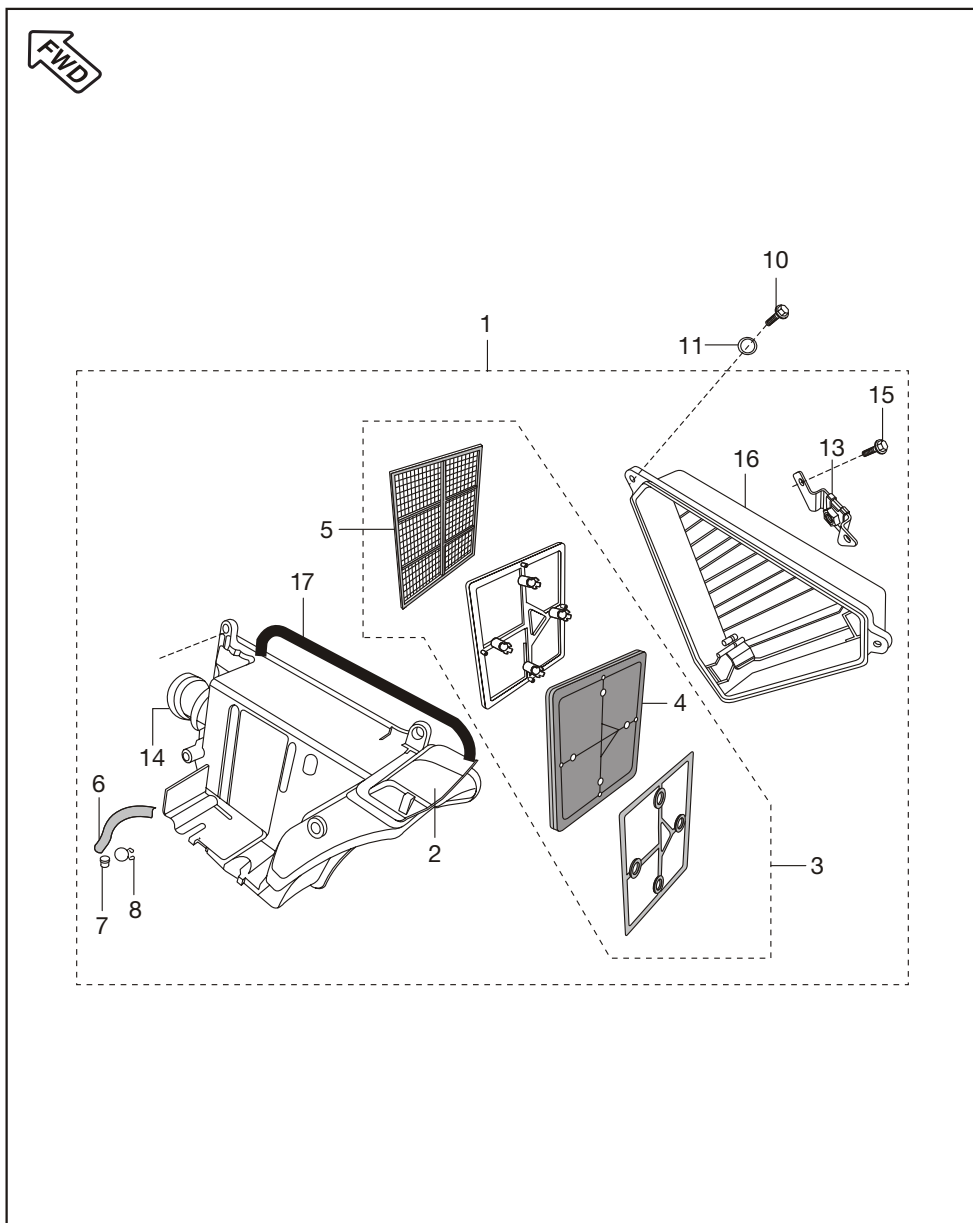
| No. | Part No. | Description | DIS 125 DRUM | DIS 125 DISC | DIS 150 DISC | Remarks |
|-----|------------|----------------------------|--------------|--------------|--------------|-------------------|
| 1 | JA 6212 01 | Lever Assly Kick | 1 | 1 | 1 | Refer page no 112 |
| 2 | JA 6212 06 | Bolt Special | 1 | 1 | 1 | |
| 3 | 36 DU10 07 | Boss Kick Set | 1 | 1 | 1 | |
| 4 | 22 1502 41 | Plain Washer | 1 | 1 | 1 | |
| 5 | 39 0993 11 | Plain Washer Small | 3 | 3 | 3 | |
| 6 | 39 0738 17 | Circlip Shaft | 2 | 2 | 2 | |
| 7 | JD 6210 01 | Shaft Kick | 1 | 1 | 1 | |
| 8 | DS 1011 17 | Spring Kick Starter | 1 | 1 | 1 | |
| 9 | JA 6210 02 | Ratchet | 1 | 1 | 1 | |
| 10 | JZ 6210 00 | Gear Spur Kick Starter | 1 | 1 | 1 | |
| 11 | JA 6210 06 | Washer Thrust | 1 | 1 | 1 | |
| 12 | 39 2408 17 | Circlip | 1 | 1 | 1 | |
| 13 | DD 1010 97 | Kick Rubber | 1 | 1 | 1 | |
| 14 | DH 1011 25 | Spring Kick Starter Return | 1 | 1 | 1 | |

Carburettor



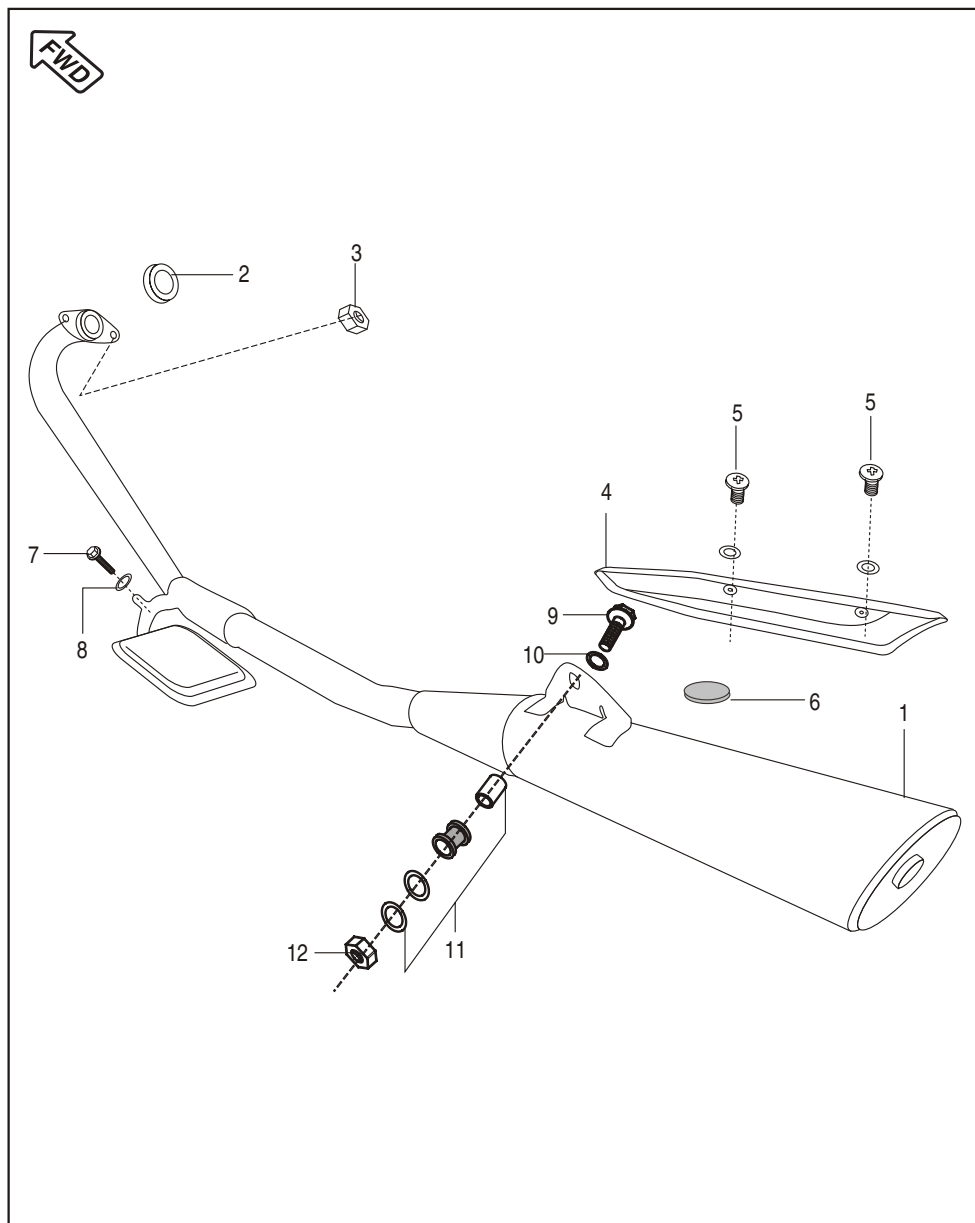
| No. | Part No. | Description | DIS 125 DRUM | DIS 125 DISC | DIS 150 DISC | Remarks |
|-----|------------|-----------------------------|--------------|--------------|--------------|----------------|
| 1 | JZ 5812 09 | Carburettor Assly | -- | -- | 1 | |
| | JZ 5812 27 | Carburettor Assly | 1 | 1 | -- | |
| 2 | 36 JZ00 20 | Adjuster Throttle Cable Kit | 1 | 1 | 1 | Refer Page 114 |
| 3 | DH 1211 69 | Pilot Screw Kit | 1 | 1 | 1 | Refer Page 112 |
| 4 | 36 JZ00 17 | Jet Kit | -- | -- | 1 | Refer Page 112 |
| | 36 JZ00 31 | Jet Kit | 1 | 1 | -- | Refer Page 111 |
| 5 | 36 JZ00 16 | Idling Screw Kit | 1 | 1 | 1 | Refer Page 113 |
| 6 | JA 5812 21 | Valve Complete Float | 1 | 1 | 1 | |
| 7 | 24 1213 65 | Float Complete | 1 | 1 | 1 | |
| 8 | CB 1210 42 | Screw Washers Bowl M4x14 | -- | -- | 2 | |
| | CB 1210 39 | Screw Washers Bowl M4x14 | 2 | 2 | -- | |
| 9 | JA 5812 33 | Screw TPS & Solenoid Choke | 2 | 2 | 2 | |
| 10 | JA 5812 39 | Solenoid Choke Assly | 1 | 1 | 1 | |
| 11 | JA 5812 40 | "O" Ring Solenoid Choke | 1 | 1 | 1 | |
| 12 | JB 5812 02 | Throttle Position Sensor | 1 | 1 | 1 | |
| 13 | JB 5812 04 | "O" Ring (TPS) | 1 | 1 | 1 | |
| 14 | 36 JZ00 19 | Throttle Valve Kit | -- | -- | 1 | Refer Page 113 |
| | 36 JZ00 32 | Throttle Valve Kit | 1 | 1 | -- | Refer Page 111 |
| 15 | 36 JZ00 21 | Carburetor Gasket 'O' Ring | 1 | 1 | 1 | Refer Page 113 |
| 16 | 24 1210 69 | Arm Pin Float | 1 | 1 | 1 | |
| 17 | JA 5813 14 | Drain Screw | 1 | 1 | 1 | |
| 18 | JZ 5812 20 | Hose Drain | 1 | 1 | 1 | |
| 19 | JZ 5812 16 | Spring | 1 | 1 | 1 | |
| 20 | JZ 5812 22 | Jet Needle | -- | -- | 1 | |

Air Cleaner Complete



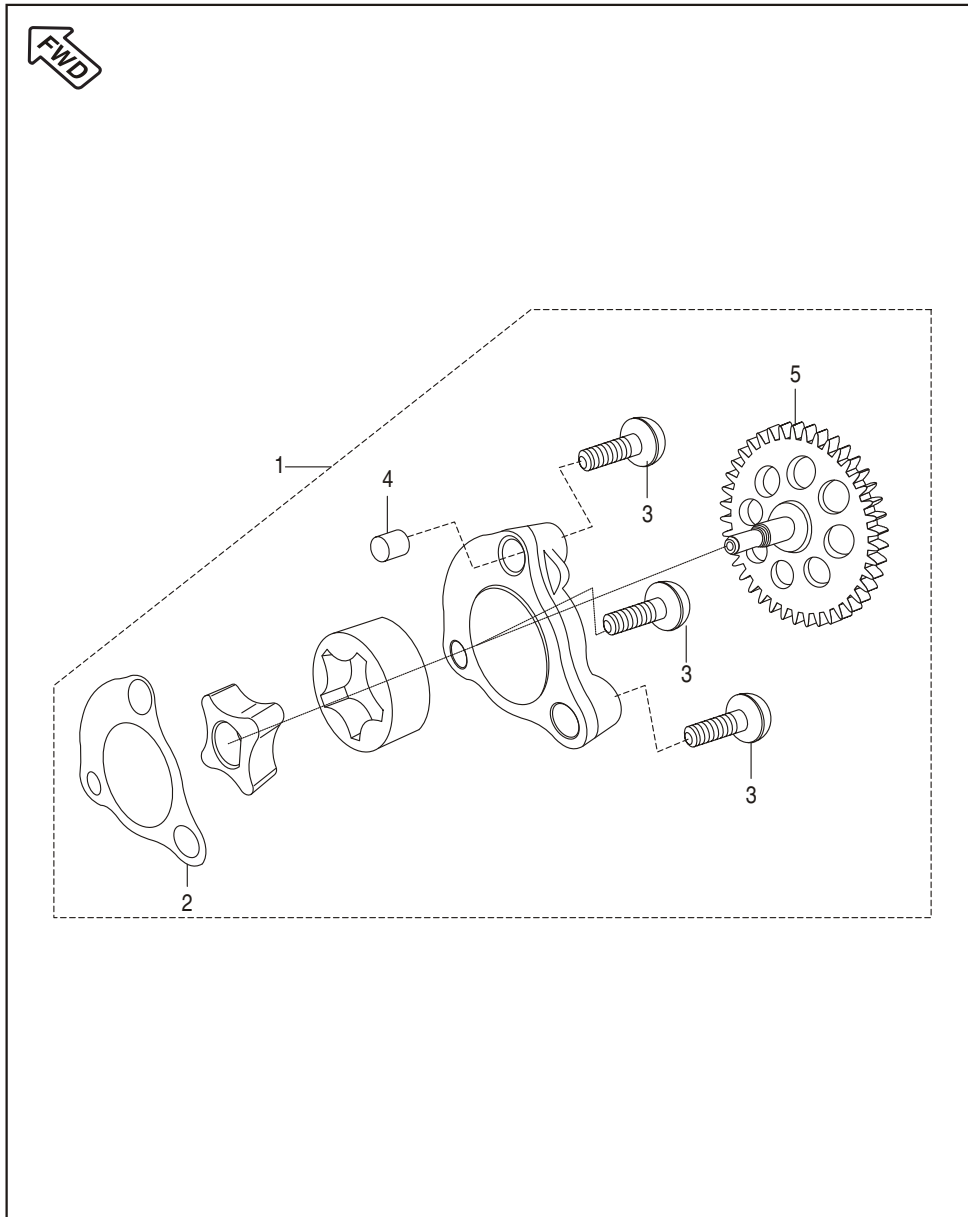
| No. | Part No. | Description | DIS 125 DRUM | DIS 125 DISC | DIS 150 DISC | Remarks |
|-----|------------|---------------------------|--------------|--------------|--------------|-----------------|
| 1 | JZ 5810 07 | Air Filter Assly | 1 | 1 | 1 | |
| 2 | DS 1211 16 | Air Filter Duct | 1 | 1 | 1 | Intake |
| 3 | JZ 5810 10 | Assly Catridge Air filter | 1 | 1 | 1 | |
| 4 | JZ 5810 11 | Element Air Filter | 1 | 1 | 1 | |
| 5 | DX 1210 11 | Flame Arrester | 1 | 1 | 1 | |
| 6 | JZ 5810 12 | Tube Drain | 1 | 1 | 1 | |
| 7 | DS 1211 26 | Plug | 1 | 1 | 1 | |
| 8 | DG 1210 02 | Clamp | 1 | 1 | 1 | |
| 9 | JZ 5810 04 | Hose Breather | 1 | 1 | 1 | N.I. |
| 10 | 39 1797 01 | Hex Head Screw | 3 | 3 | 3 | |
| 11 | 39 1765 11 | Washer | 3 | 3 | 3 | |
| 12 | DH 1210 38 | Clamp | 1 | 1 | 1 | N.I. |
| 13 | DS 1610 69 | Bracket Side Cover Mtg. | 1 | 1 | 1 | |
| 14 | JZ 5810 06 | Connecting Tube | 1 | 1 | 1 | |
| 15 | 39 1779 02 | Self Tapping Screw | 2 | 2 | 2 | |
| 16 | JZ 5810 09 | Filter Air Cover | 1 | 1 | 1 | |
| 17 | DX 1210 06 | 'O' Ring | -- | -- | 1 | Upto 15.04.2011 |
| | JZ 5810 29 | 'O' Ring | 1 | 1 | 1 | |
| 18 | JA 5210 19 | Flange Bolt | 2 | 2 | 2 | For Filter Mtg |
| 19 | 39 1677 04 | Flange Bolt | 1 | 1 | 1 | For Filter Mtg |

Silencer Assembly



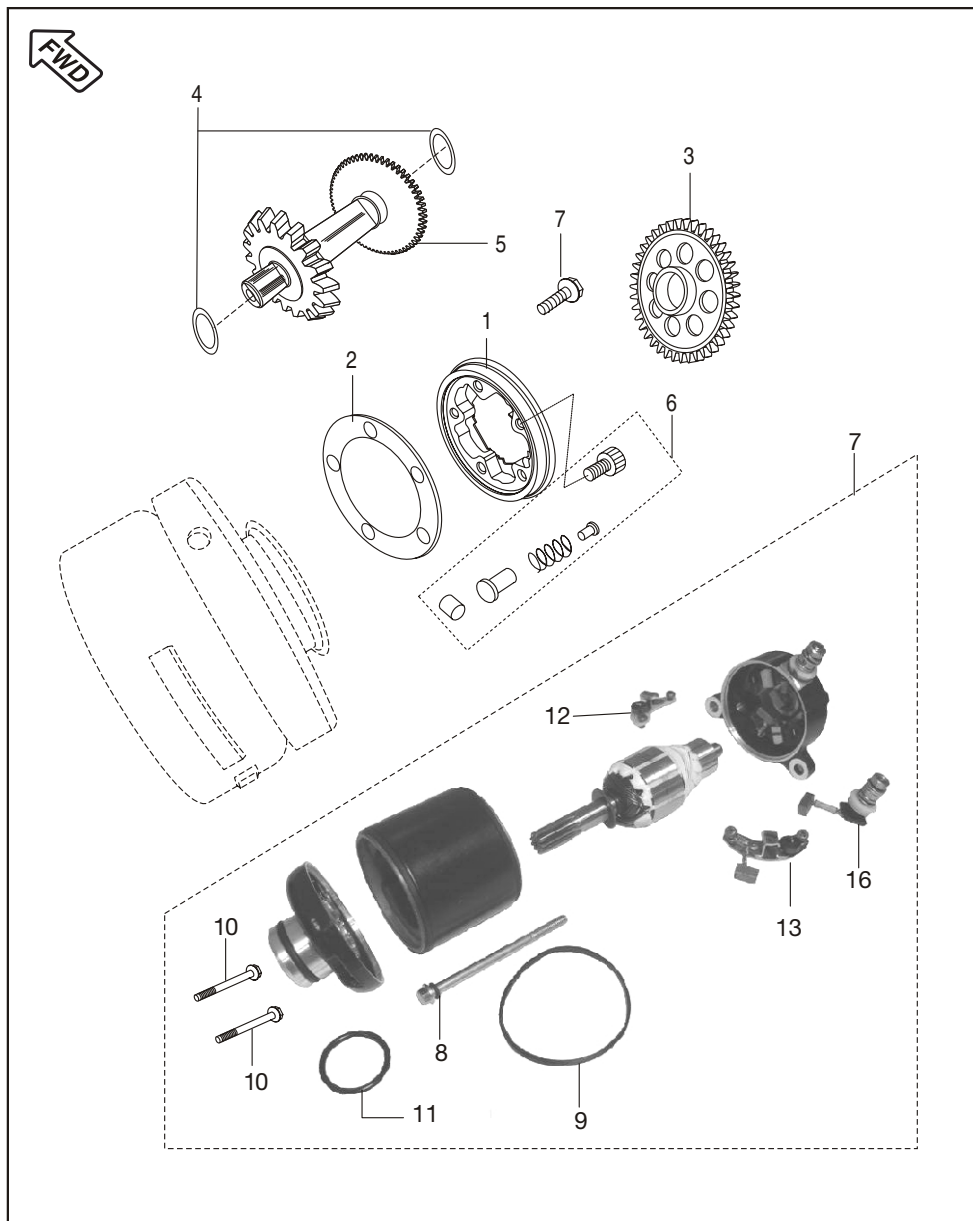
| No. | Part No. | Description | DIS 125 DRUM | DIS 125 DISC | DIS 150 DISC | Remarks |
|-----|------------|-------------------------------|--------------|--------------|--------------|---------|
| 1 | 36 JZ00 12 | Silencer Assly without Shield | -- | -- | 1 | |
| | 36 JZ00 30 | Silencer Assly without Shield | 1 | 1 | -- | |
| 2 | CB 1011 14 | Gasket Exhaust Mounting | 1 | 1 | 1 | |
| 3 | JA 5910 40 | Flange Nut | 2 | 2 | 2 | |
| 4 | JZ 5910 43 | Shield Silencer | 1 | 1 | 1 | |
| 5 | JW 5910 28 | Truss Screw | 2 | 2 | 2 | |
| 6 | JB 5910 59 | Grommet Shield | 2 | 2 | 2 | |
| 7 | 39 2754 04 | Bolt Hex with Flange M5 | 1 | 1 | 1 | |
| 8 | 39 2492 11 | Plain Washer | 1 | 1 | 1 | |
| 9 | 39 2722 04 | Bolt M10 x 1.25 | 1 | 1 | 1 | |
| 10 | JB 1130 05 | Washer | 2 | 2 | 2 | |
| 11 | 36 DK00 09 | Hardware Kit | 1 | 1 | 1 | |
| 12 | DD 1610 71 | U Nut M10 x 1.25 | 1 | 1 | 1 | |

Oil Pump



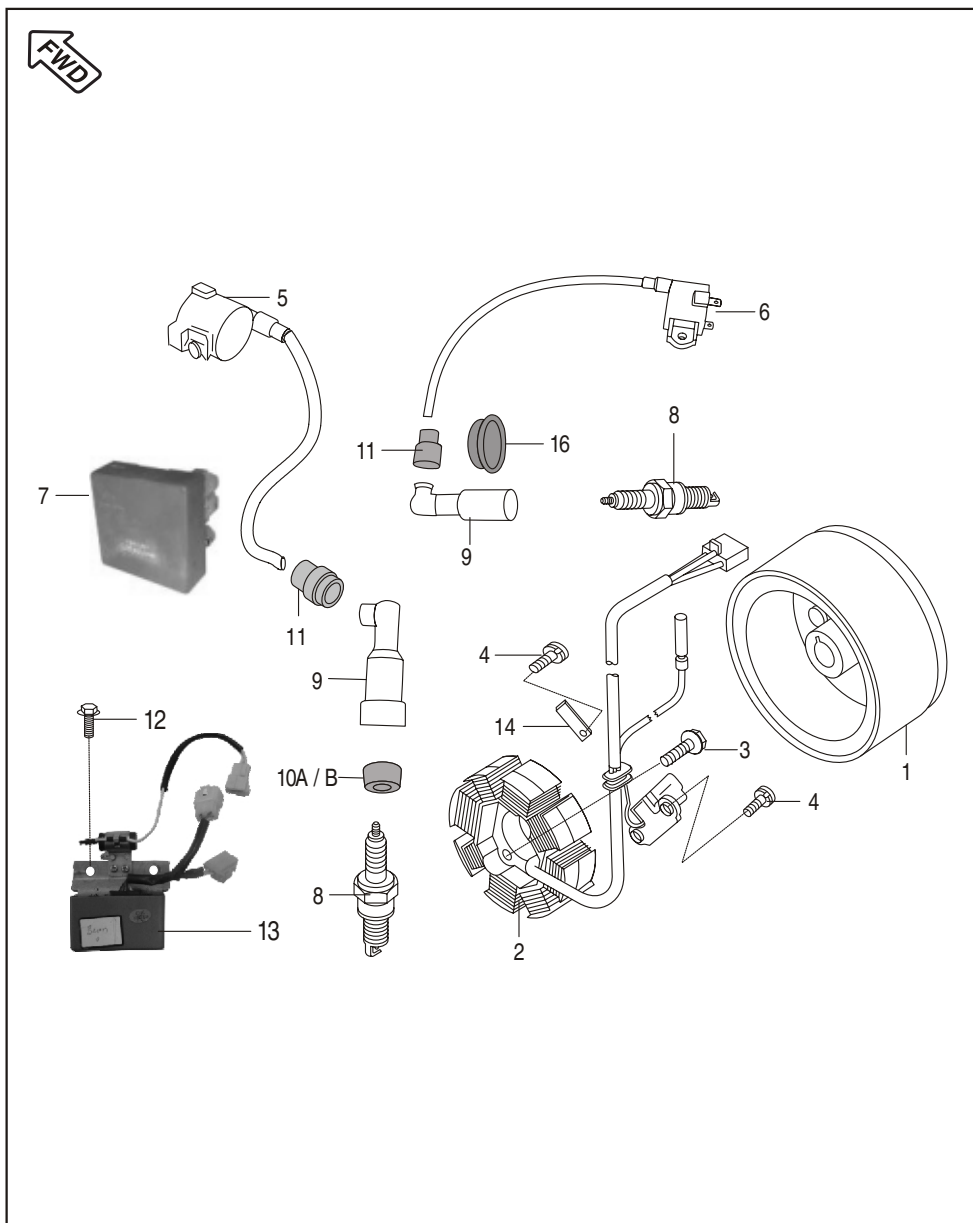
| No. | Part No. | Description | DIS 125 DRUM | DIS 125 DISC | DIS 150 DISC | Remarks |
|-----|------------|----------------------|--------------|--------------|--------------|---------|
| 1 | JZ 5710 00 | Oil Pump Assly | 1 | 1 | 1 | |
| 2 | JA 5410 16 | Gasket Case Oil Pump | 1 | 1 | 1 | |
| 3 | 39 0753 01 | Pan Head Screw | 3 | 3 | 3 | |
| 4 | 39 0999 06 | Dowel | 2 | 2 | 2 | |
| 5 | JZ 5710 01 | Gear Driven + Shaft | 1 | 1 | 1 | |

Starter Assembly



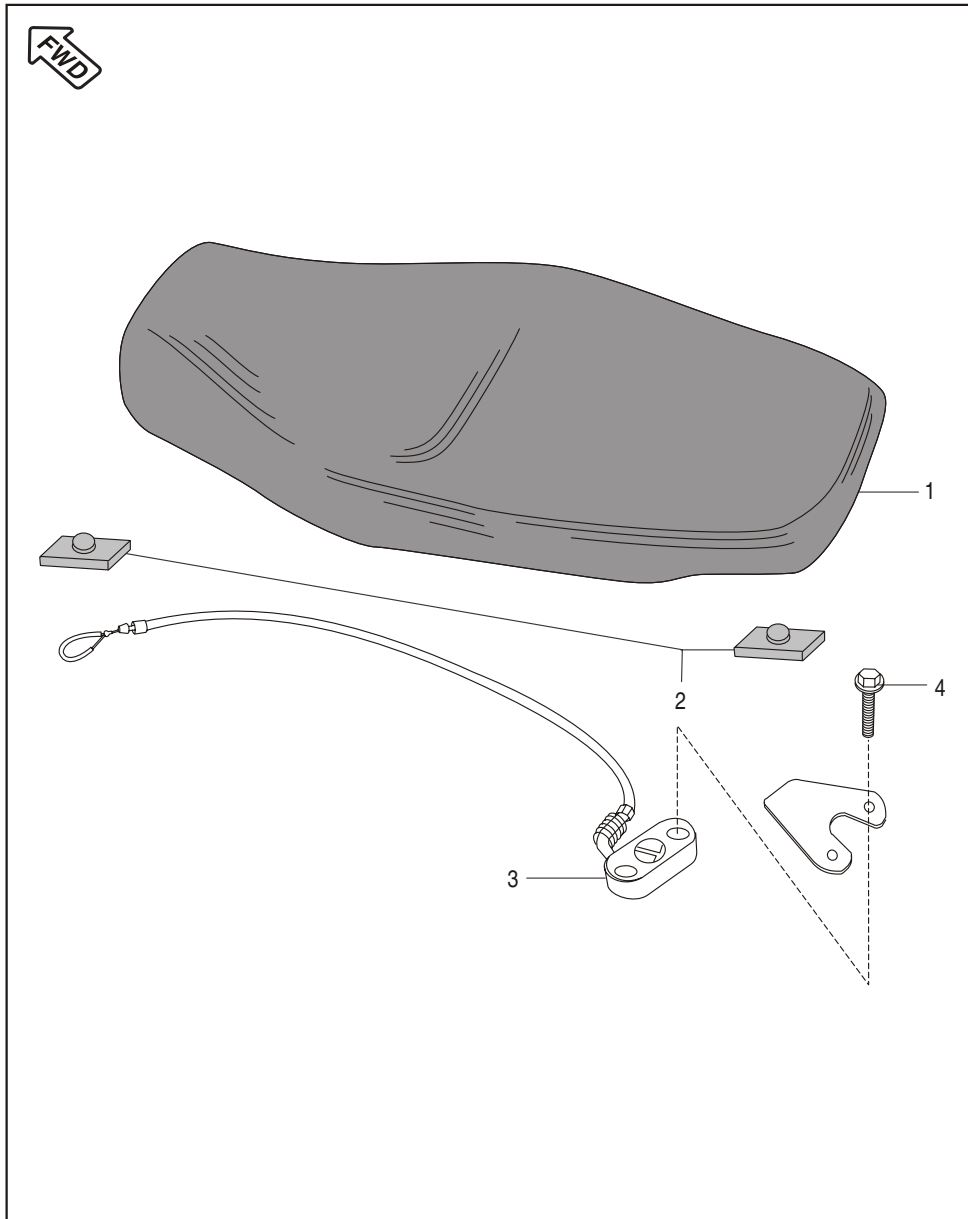
| No. | Part No. | Description | DIS 125 DRUM | DIS 125 DISC | DIS 150 DISC | Remarks |
|-----|------------|---------------------------------|--------------|--------------|--------------|--------------------|
| 1 | JA 6214 14 | Body Complete Starter Clutch | 1 | 1 | 1 | |
| 2 | DH 1017 81 | Plate Roller Clutch | 1 | 1 | 1 | |
| 3 | JA 6214 10 | Gear Starter Clutch | 1 | 1 | 1 | |
| 4 | JA 6214 02 | Washer | 2 | 2 | 2 | |
| 5 | JA 6214 06 | Drive Assly | 1 | 1 | 1 | |
| 6 | 36 JZ00 08 | Starter Clutch Repair Kit | 1 | 1 | 1 | Refer Page No. 114 |
| 7 | JA 3516 00 | Motor Assly | 1 | 1 | 1 | |
| 8 | JA 3516 04 | 'O' Ring for Tie Bolt (Flash) | 1 | 1 | 1 | |
| 9 | JA 3516 06 | Sealing Ring (Flash) | 1 | 1 | 1 | |
| | JA 3516 26 | Sealing Ring (Lucas-TVS) | 1 | 1 | 1 | |
| 10 | LA D000 11 | Hange Bolt | 2 | 2 | 2 | Motor Mounting |
| 11 | JA 3516 02 | 'O' Ring for Spigot (Flash) | 1 | 1 | 1 | |
| | JA 3516 27 | 'O' Ring for Spigot (Lucas-TVS) | 1 | 1 | 1 | |
| 12 | JA 3516 08 | +ve Brush Holder Assly (Flash) | 1 | 1 | 1 | |
| 13 | JA 3516 09 | -ve Brush Holder Assly (Flash) | 1 | 1 | 1 | |
| 14 | JA 3516 18 | Brush & Earth Plate Assly | 1 | 1 | 1 | N.I. (Lucas-TVS) |
| 15 | JA 3516 24 | Brush Spring (Lucas-TVS) | 1 | 1 | 1 | N.I. |
| 16 | JA 3516 19 | Terminal Assly (Lucas-TVS) | 1 | 1 | 1 | |

Magneto, CDI & H.T. Coil



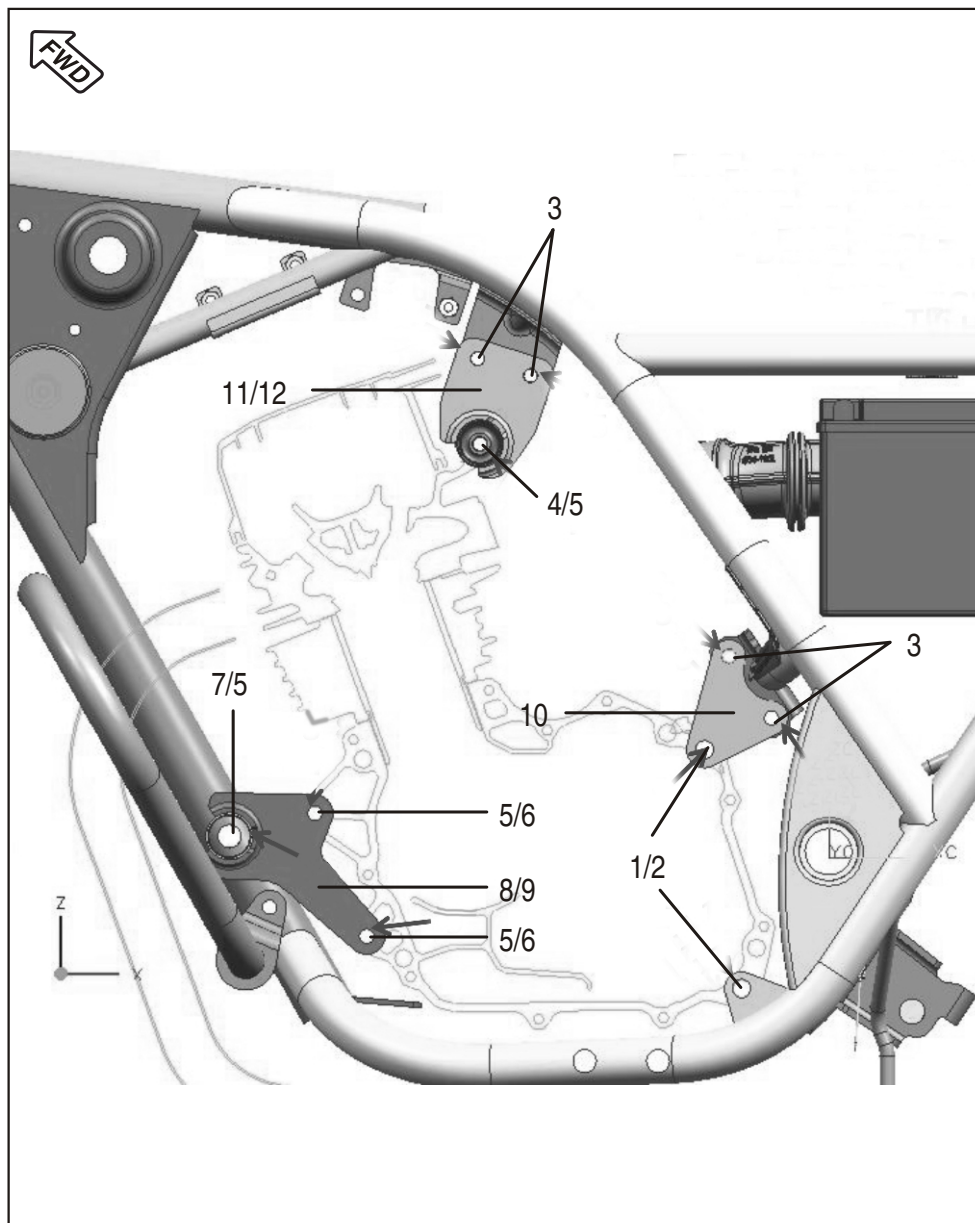
| No. | Part No. | Description | DIS 125 DRUM | DIS 125 DISC | DIS 150 DISC | Remarks |
|-----|--------------------------|----------------------------------|--------------|--------------|--------------|-----------------------------------|
| 1 | JE 3510 02 JZ 3510 01 | Rotor Assly Rotor Assly | -- 1 | -- 1 | 1 -- | |
| 2 | JP 3510 07 | Stater Assly Complete | 1 | 1 | 1 | |
| 3 | 39 1675 04 | Bolt Flange | 2 | 2 | 2 | |
| 4 | 39 0746 01 DH 1013 60 | Pan Head Screw Pan Head Screw | -- 1 | -- 1 | 3 -- | For Lock Plate & Pick Up Coil Mtg |
| 5 | JE 3512 03 PA 3512 01 | H. T. Coil LH H. T. Coil LH | -- 1 | -- 1 | 1 -- | |
| 6 | JE 3512 04 PA 3512 02 | H. T. Coil RH H. T. Coil RH | -- 1 | -- 1 | 1 -- | |
| 7 | JZ 3512 05 JZ 3512 06 | C.D.I. Assly C.D.I. Assly | -- 1 | -- 1 | 1 -- | Red Colour |
| 8 | DD 1110 18 | Spark Plug PRZ9 HC | 2 | 2 | 2 | |
| 9 | DD 1110 48 | Spark Plug Cap LH | 1 | 1 | 1 | |
| | DH 1110 15 | Spark Plug Cap RH | 1 | 1 | 1 | |
| 10A | DD 1110 11 | Grommet Spark Plug Cap LH | 1 | 1 | 1 | |
| 10B | DH 1110 13 | Grommet Spark - Plug Cap RH | 1 | 1 | 1 | |
| 11 | DD 1110 12 | Grommet for HT Cable | 2 | 2 | 2 | |
| 12 | 39 1943 04 | Bolt Flange | 2 | 2 | 2 | |
| 13 | JK 4020 00 | DC Regulator With Capacitor | 1 | 1 | 1 | |
| 14 | JA 5410 28 | Lock Plate | 1 | 1 | 1 | |
| 15 | 59 0400 14 | Bolt Flange (N.I.) | 4 | 4 | 4 | For HT Coil Mtg |
| 16 | JD 3512 06 | Grommet Sleeve Spark Plug | 1 | 1 | 1 | |

Seat Assembly / Seat Lock



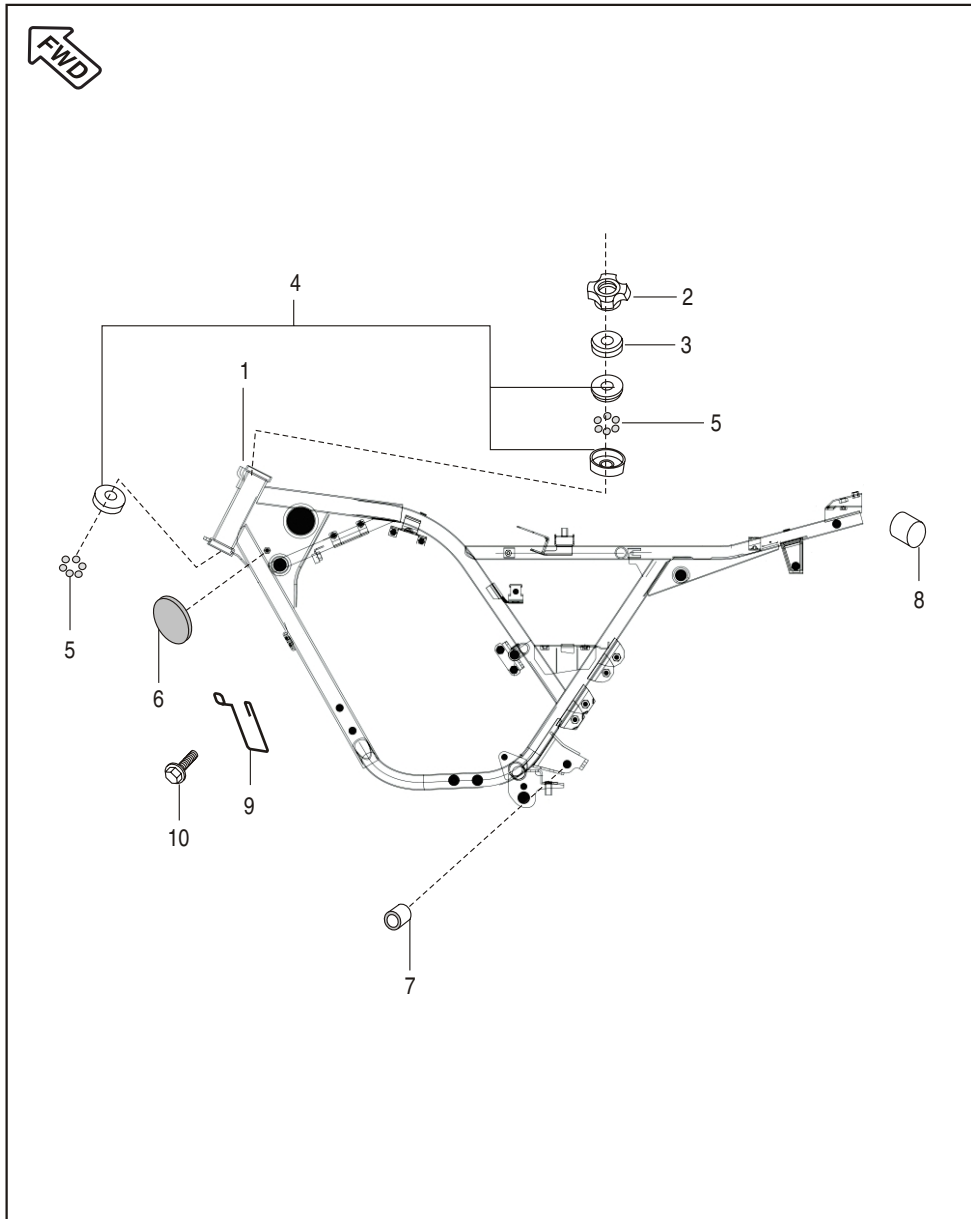
| No. | Part No. | Description | DIS 125 DRUM | DIS 125 DISC | DIS 150 DISC | Remarks |
|-----|------------|-----------------|--------------|--------------|--------------|-------------------|
| 1 | JN 1910 00 | Seat Assly Comp | -- | -- | 1 | Up to 10.03.2011 |
| | JZ 1910 06 | Seat Assly Comp | 1 | 1 | 1 | |
| 2 | 36 DS21 01 | Seat Damper Kit | 1 | 1 | 1 | Ref. Page No. 106 |
| 3 | DS 2110 06 | Lock Assly Seat | 1 | 1 | 1 | |
| 4 | 39 1902 04 | Flanged Bolt | 2 | 2 | 2 | |

Engine Mountings



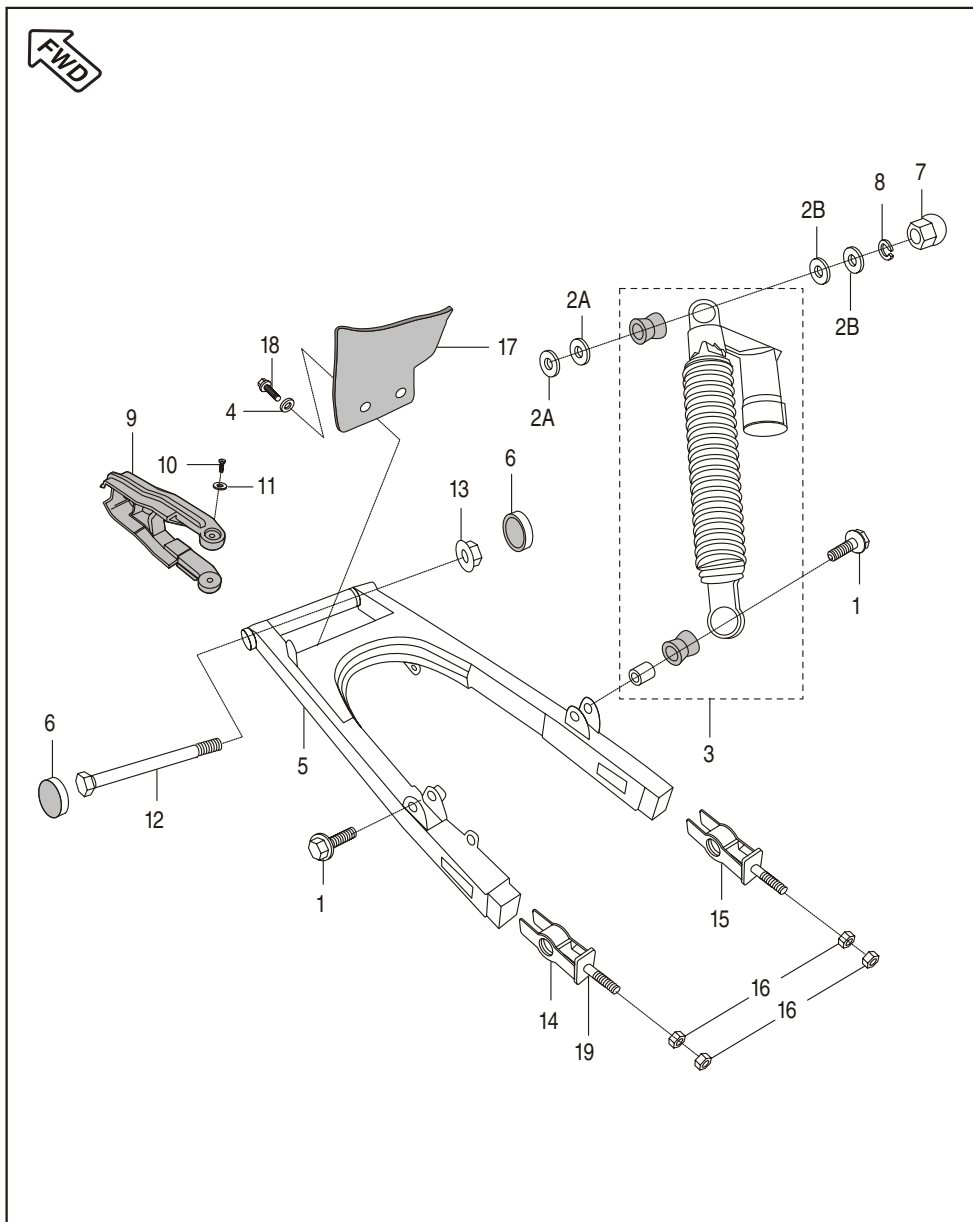
| No. | Part No. | Description | DIS 125 DRUM | DIS 125 DISC | DIS 150 DISC | Remarks |
|-----|------------|--------------------------|--------------|--------------|--------------|---------|
| 1 | JA 1134 03 | Flange Bolt M10 x 110 | 2 | 2 | 2 | |
| 2 | 39 2723 15 | Flanged Nut | 2 | 2 | 2 | |
| 3 | 39 1556 04 | Bolt Flanged | 8 | 8 | 8 | |
| 4 | LA D000 52 | Bolt Flange | 1 | 1 | 1 | |
| 5 | 39 1970 15 | Nut Flanged | 4 | 4 | 4 | |
| 6 | JA 1134 02 | Bolt Flanged | 2 | 2 | 2 | |
| 7 | LA D000 41 | Bolt Flanged | 1 | 1 | 1 | |
| 8 | JZ 1134 00 | BKT Comp LH Engine Front | 1 | 1 | 1 | |
| 9 | JZ 1134 03 | BKT Comp RH Engine Front | 1 | 1 | 1 | |
| 10 | JZ 1134 02 | Engine Mtg. BKT Rear Top | 2 | 2 | 2 | |
| 11 | JZ 1134 05 | Bracket Comp LH Top | 1 | 1 | 1 | |
| 12 | JZ 1134 07 | Bracket Comp RH Top | 1 | 1 | 1 | |

Frame and Frame Fittings



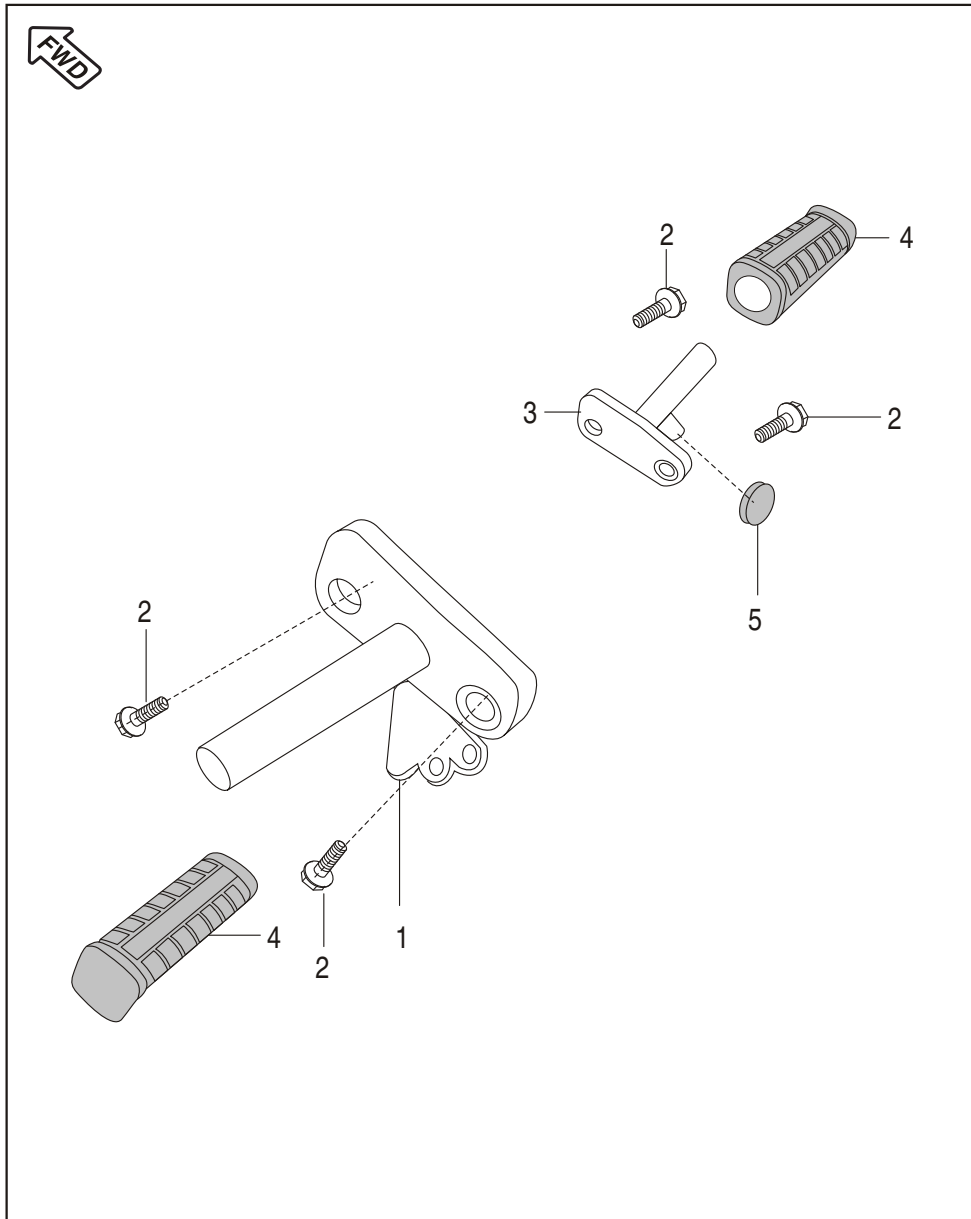
| No. | Part No. | Description | DIS 125 DRUM | DIS 125 DISC | DIS 150 DISC | Remarks |
|-----|------------|----------------------|--------------|--------------|--------------|--------------------|
| 1 | JZ 1110 29 | Frame Assly Complete | 1 | 1 | 1 | |
| 2 | DS 1810 18 | Nut Fork | 1 | 1 | 1 | |
| 3 | DH 1810 14 | Cup - Steering | 1 | 1 | 1 | |
| 4 | 36 DS18 02 | Bearing Cone Kit | 1 | 1 | 1 | Refer Page No. 106 |
| 5 | 36 3140 02 | Ball Steel Kit | 1 | 1 | 1 | |
| 6 | PA 4010 00 | Side Reflector | 2 | 2 | 2 | |
| 7 | DP 1710 06 | Silent Bush | 2 | 2 | 2 | |
| 8 | DP 1612 60 | End Cap | 2 | 2 | 2 | |
| 9 | PA 1138 00 | Hook Clutch Cable | 1 | 1 | 1 | |
| 10 | 39 2060 04 | Bolt M5 | 1 | 1 | 1 | |

Swing Arm / Rear Shock Absorber



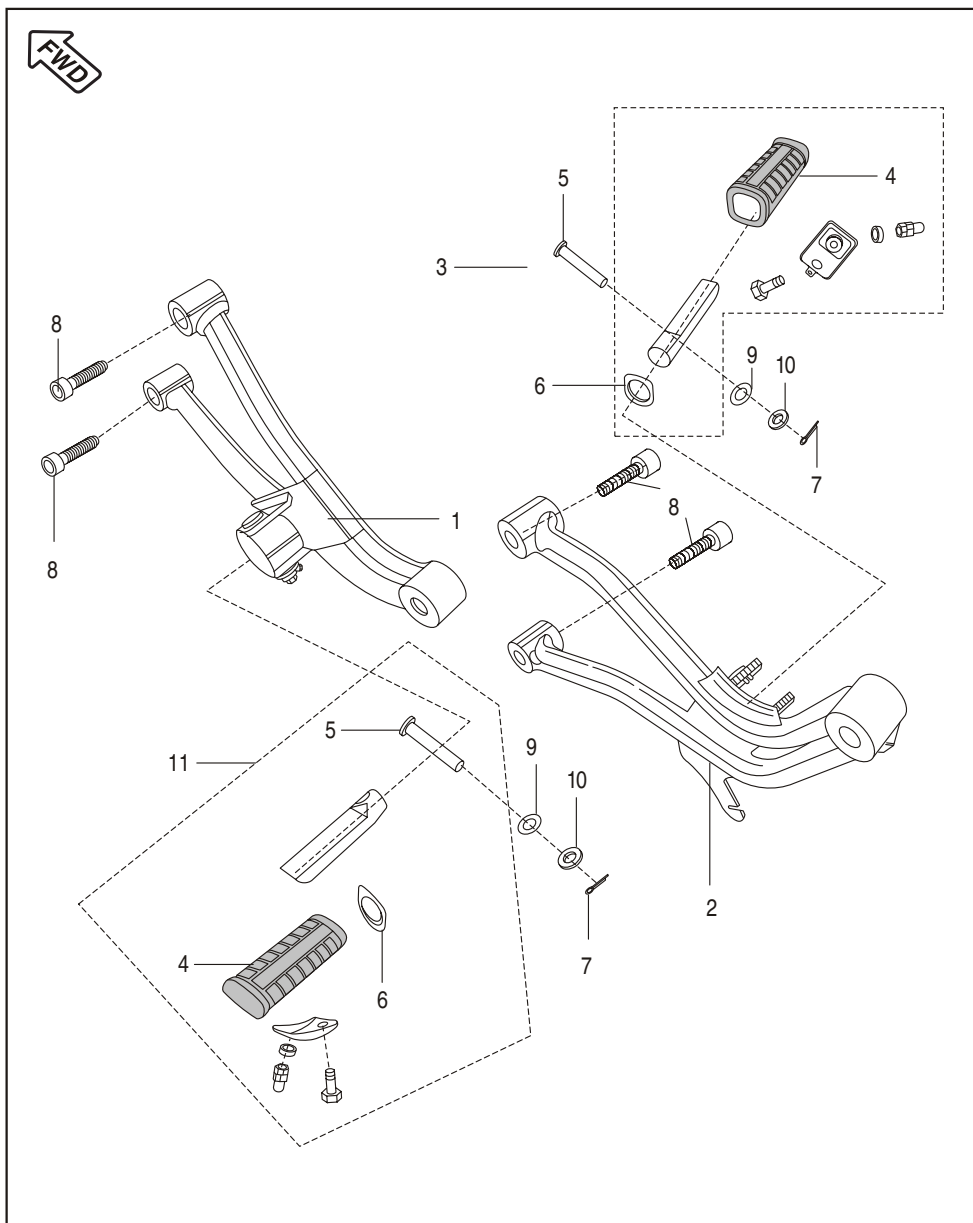
| No. | Part No. | Description | DIS 125 DRUM | DIS 125 DISC | DIS 150 DISC | Remarks |
|-----|------------|----------------------------|--------------|--------------|--------------|-----------------|
| 1 | JB 1220 16 | Hex Bolt / Flange - M10 | 2 | 2 | 2 | For RSA |
| 2A | JB 1220 11 | Plain Washer | 4 | 4 | 4 | For RSA |
| 2B | JB 1220 10 | Plain Washer | 4 | 4 | 4 | |
| 3 | JN 1220 00 | Rear Shock Absorber | 2 | 2 | 2 | |
| 4 | 39 0258 11 | Plain Washer | 2 | 2 | 2 | For Mud Flap |
| 5 | JN 1220 06 | Swing Arm Assly | 1 | 1 | 1 | |
| 6 | DS 1710 15 | Cap Swing Arm | 2 | 2 | 2 | |
| 7 | JB 1220 09 | Domed Cap Nut | 2 | 2 | 2 | |
| 8 | 39 2726 12 | Spring Washer | 2 | 2 | 2 | |
| 9 | DS 1710 07 | Chain Slider | 1 | 1 | 1 | |
| 10 | 39 0553 02 | Screw | 2 | 2 | 2 | For Chain Sider |
| 11 | 39 0454 11 | Plain Washer | 2 | 2 | 2 | For Chain Sider |
| 12 | DS 1710 13 | Shaft Swing Arm | 1 | 1 | 1 | |
| 13 | 39 1358 15 | Flanged Nut | 1 | 1 | 1 | |
| 14 | DJ 1510 36 | Adjuster Chain LH | 1 | 1 | 1 | |
| 15 | DJ 1510 37 | Adjuster Chain RH | 1 | 1 | 1 | |
| 16 | 39 0292 15 | Hexagon Nut | 4 | 4 | 4 | |
| 17 | DS 1710 14 | Mud Flap | 1 | 1 | 1 | |
| 18 | 39 2060 04 | Flange Bolt | 2 | 2 | 2 | For Mud Flap |
| 19 | DJ 1510 47 | Plate Chain Adjuster | 2 | 2 | 2 | |
| 20 | DJ 1710 34 | Nitrox Chamber Screw Assly | 1 | 1 | 1 | N.I. |

Rider Foot Rest



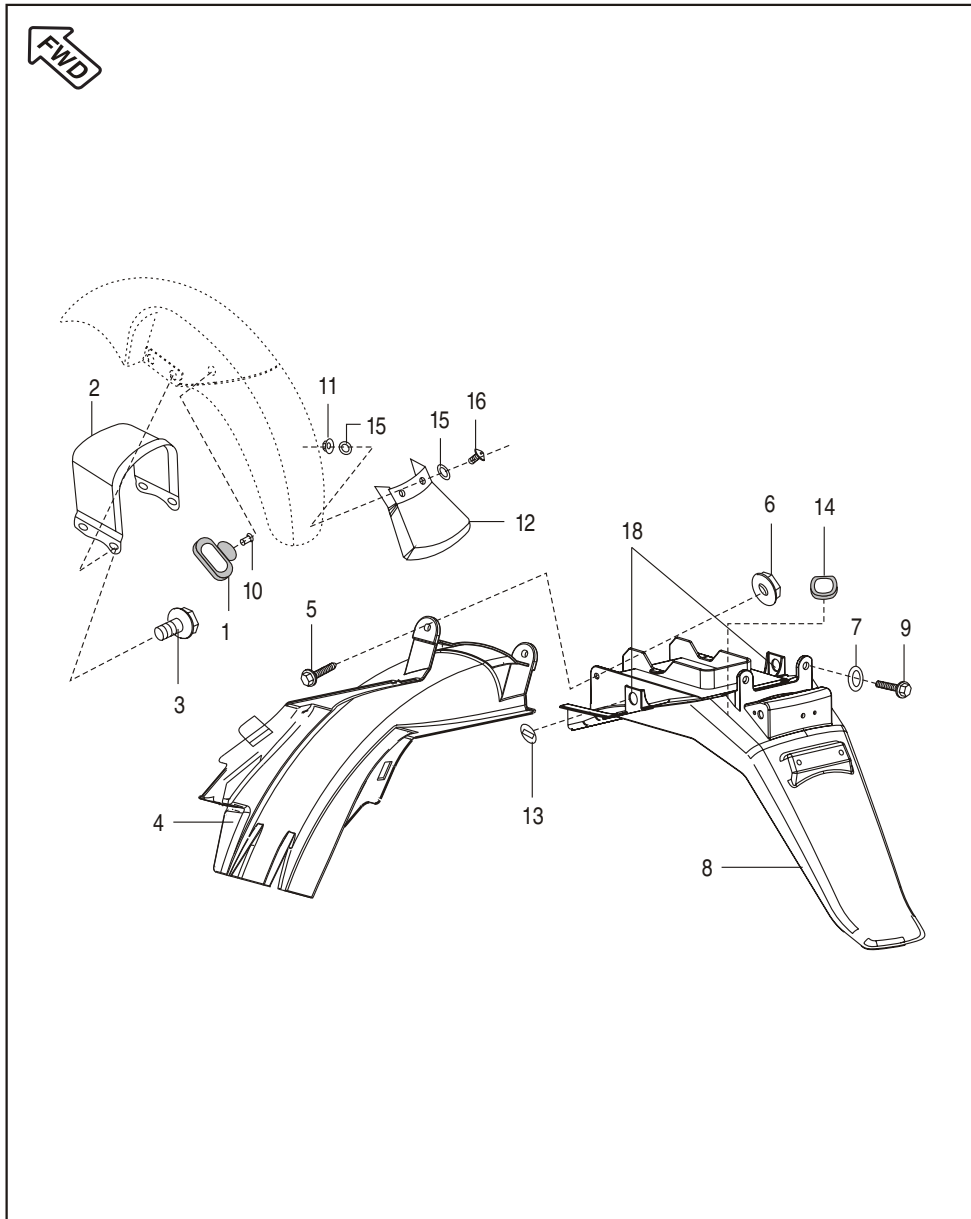
| No. | Part No. | Description | DIS 125 DRUM | DIS 125 DISC | DIS 150 DISC | Remarks |
|-----|------------|------------------|--------------|--------------|--------------|------------------|
| 1 | JZ 1130 01 | Main Step LH | 1 | 1 | 1 | |
| 2 | 39 2310 04 | Flange Bolt | 4 | 4 | 4 | |
| 3 | JZ 1130 11 | Main Step RH | 1 | 1 | 1 | |
| 4 | DF 1614 13 | Rubber Main Step | 2 | 2 | 2 | |
| 5 | DH 1611 94 | Damper | 1 | 1 | 1 | For Kick stopper |

Pillion Foot Rest / Holder



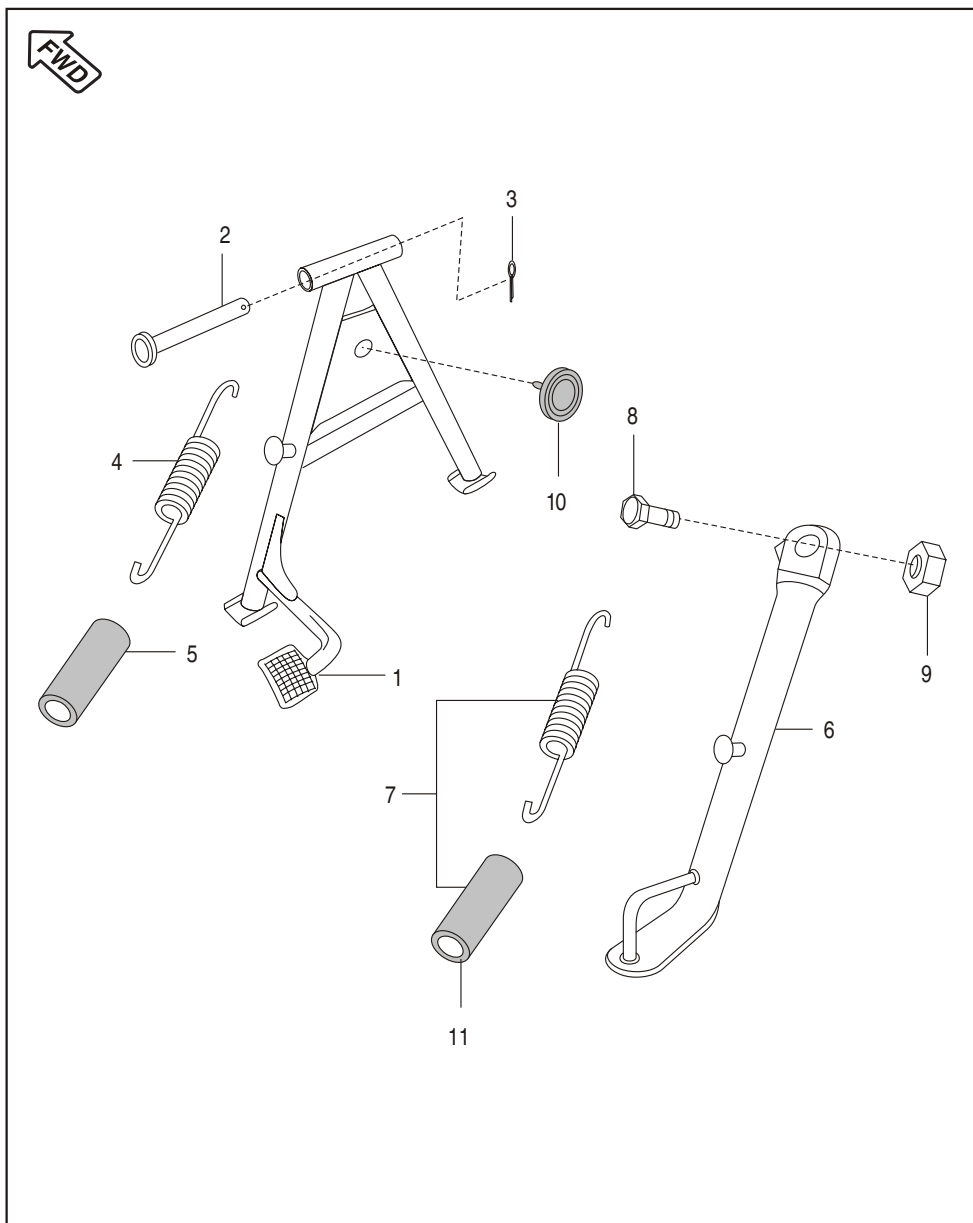
| No. | Part No. | Description | DIS 125 DRUM | DIS 125 DISC | DIS 150 DISC | Remarks |
|-----|------------|---------------------|--------------|--------------|--------------|-------------------|
| 1 | JZ 1130 15 | Holder LH Step | 1 | 1 | 1 | |
| 2 | JZ 1130 17 | Holder RH Step | 1 | 1 | 1 | |
| 3 | DJ 1611 29 | Step Assembly RH | 1 | 1 | 1 | |
| 4 | DJ 1611 22 | Rubber Pillion Step | 2 | 2 | 2 | |
| 5 | DD 1613 81 | Pin Pillion Step | 2 | 2 | 2 | |
| 6 | DH 1611 00 | Spacer | 2 | 2 | 2 | For Rear Footrest |
| 7 | 39 0784 08 | Split Pin | 2 | 2 | 2 | |
| 8 | 39 2722 04 | Soc. Head Bolt | 4 | 4 | 4 | |
| 9 | 30 1410 31 | 'O' Ring | 2 | 2 | 2 | |
| 10 | 39 1040 11 | Washer Plain | 2 | 2 | 2 | |
| 11 | DJ 1611 28 | Step Assembly LH | 1 | 1 | 1 | |

Mudguard - Front & Rear



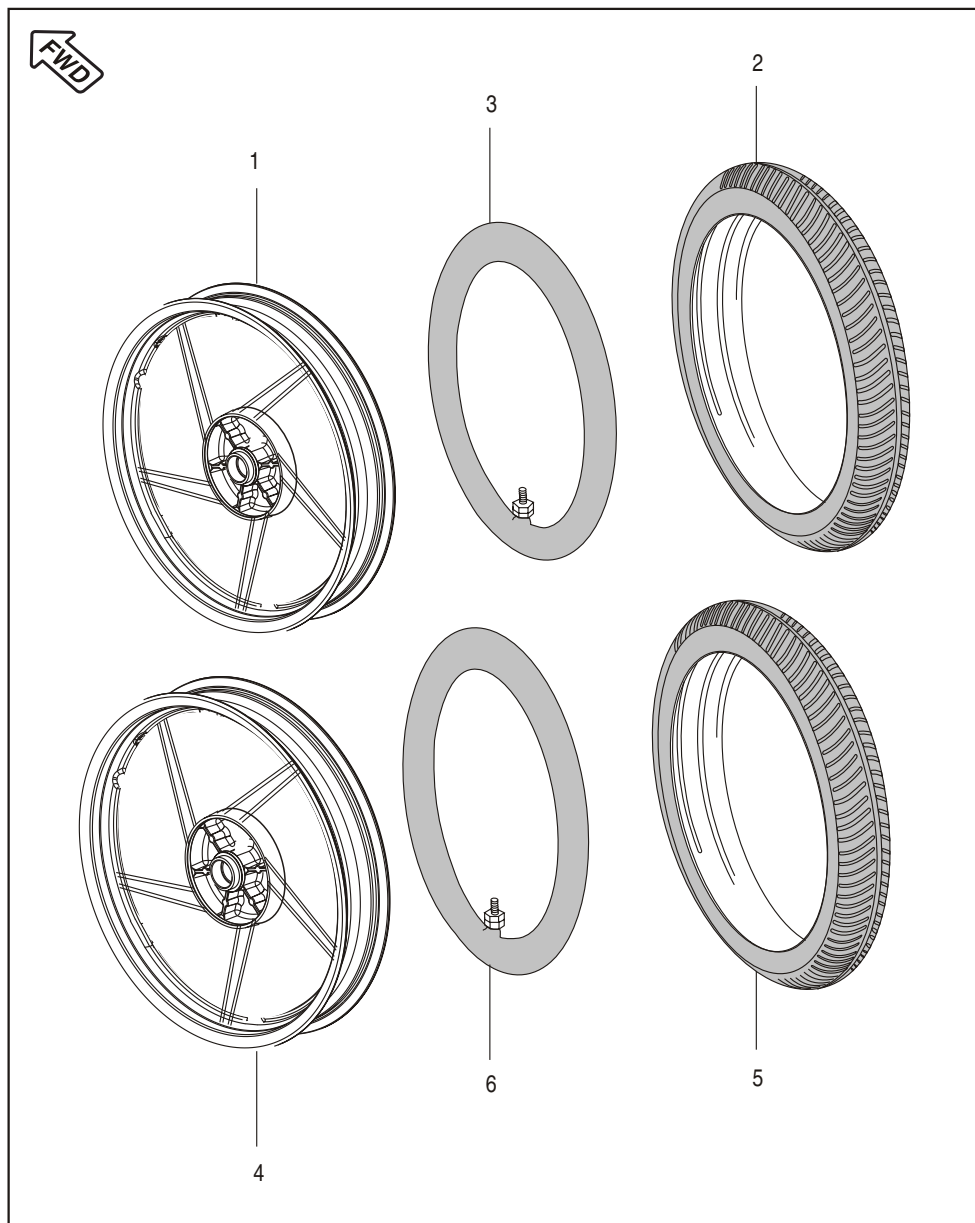
| No. | Part No. | Description | DIS 125 DRUM | DIS 125 DISC | DIS 150 DISC | Remarks |
|-----|------------|----------------------|--------------|--------------|--------------|------------------|
| 1 | DS 1611 25 | Cable Guide | 1 | 1 | 1 | |
| 2 | JB 1814 21 | Brace Fender | -- | 1 | 1 | Fender Front Mtg |
| | JB 1814 16 | Brace Fender | 1 | -- | -- | |
| 3 | JB 1814 12 | Flange Bolt | 4 | 4 | 4 | |
| 4 | JZ 1814 02 | Fender Rear Front | 1 | 1 | 1 | |
| 5 | DS1612 87 | Flange Bolt | 2 | 2 | 2 | |
| 6 | 39 0798 15 | Flange Nut | 2 | 2 | 2 | |
| 7 | 39 0211 11 | Plain Washer | 2 | 2 | 2 | |
| 8 | JZ 1814 01 | Fender Rear | 1 | 1 | 1 | |
| 9 | 39 1943 04 | Flange Bolt | 2 | 2 | 2 | |
| 10 | DJ 1610 69 | Nail for Cable Guide | 1 | 1 | 1 | |
| 11 | 39 0326 15 | Nyloc Nut | 3 | 3 | 3 | |
| 12 | JB 1814 03 | Flap Front Fender | 1 | 1 | 1 | |
| 13 | DL 1610 15 | Grommet | 2 | 2 | 2 | |
| 14 | JZ 1814 06 | Grommet Saree Guard | 1 | 1 | 1 | |
| 15 | 39 0242 11 | Washer | 6 | 6 | 6 | |
| 16 | 39 2420 01 | Screw | 3 | 3 | 3 | |

Stand Assembly



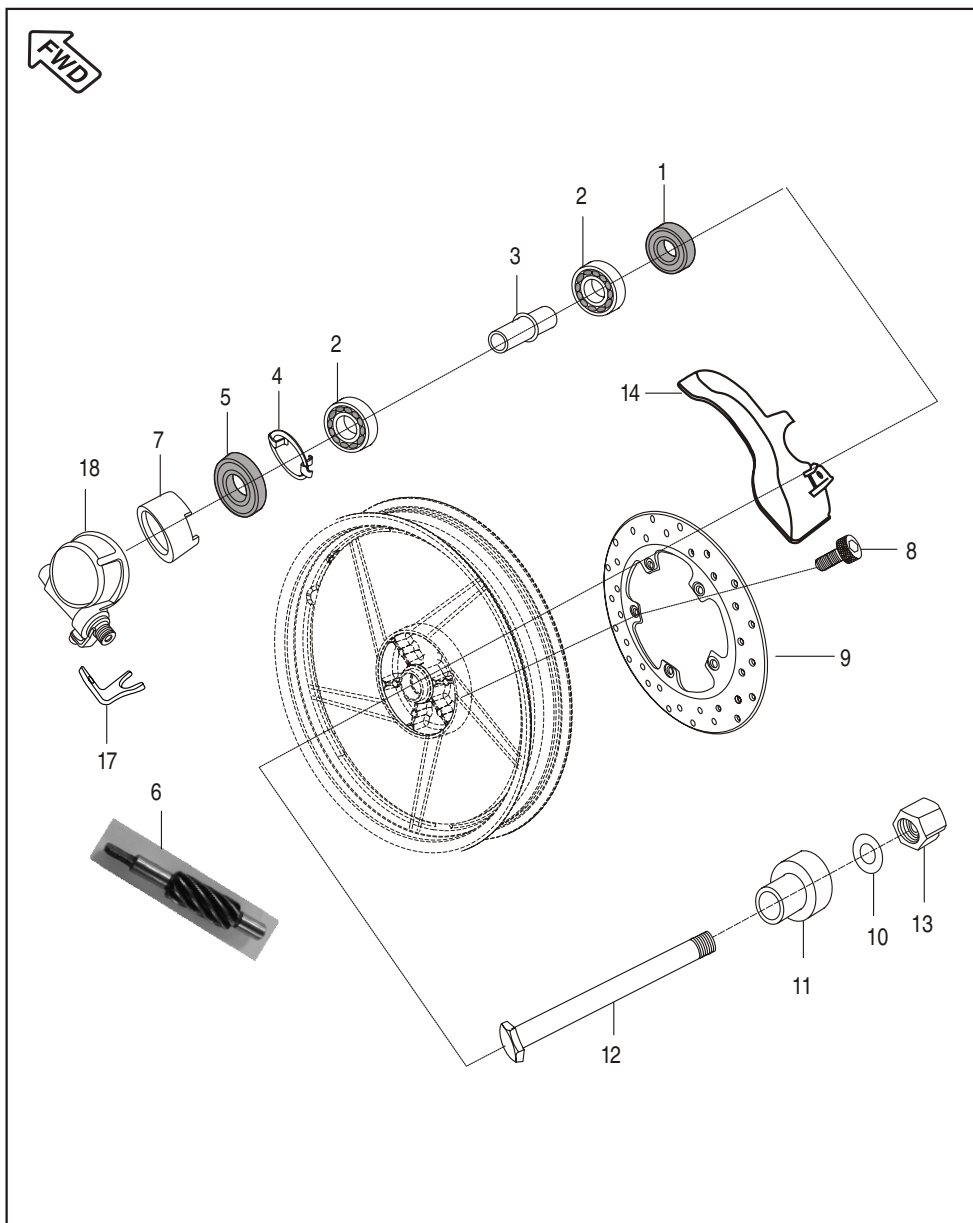
| No. | Part No. | Description | DIS 125 DRUM | DIS 125 DISC | DIS 150 DISC | Remarks |
|-----|------------|------------------------------|--------------|--------------|--------------|---------|
| 1 | DS 1611 13 | Center Stand | 1 | 1 | 1 | |
| 2 | DS 1611 12 | Shaft Stand | 1 | 1 | 1 | |
| 3 | 39 0797 08 | Pin Cotter | 1 | 1 | 1 | |
| 4 | DH 1611 21 | Spring Main Stand | 1 | 1 | 1 | |
| 5 | DH 1611 45 | Cover Spring Main Stand | 1 | 1 | 1 | |
| 6 | DS 1610 77 | Stand Side | 1 | 1 | 1 | |
| 7 | DH 1612 40 | Spring Side Stand with Cover | 1 | 1 | 1 | |
| 8 | DF 1611 02 | Bolt | 1 | 1 | 1 | |
| 9 | 39 0422 15 | Nut | 1 | 1 | 1 | |
| 10 | JN 1132 00 | Damper Main Stand | 1 | 1 | 1 | |
| 11 | DH 1611 46 | Cover Side Stand Spring | 1 | 1 | 1 | |

Tube / Tyre / Rim



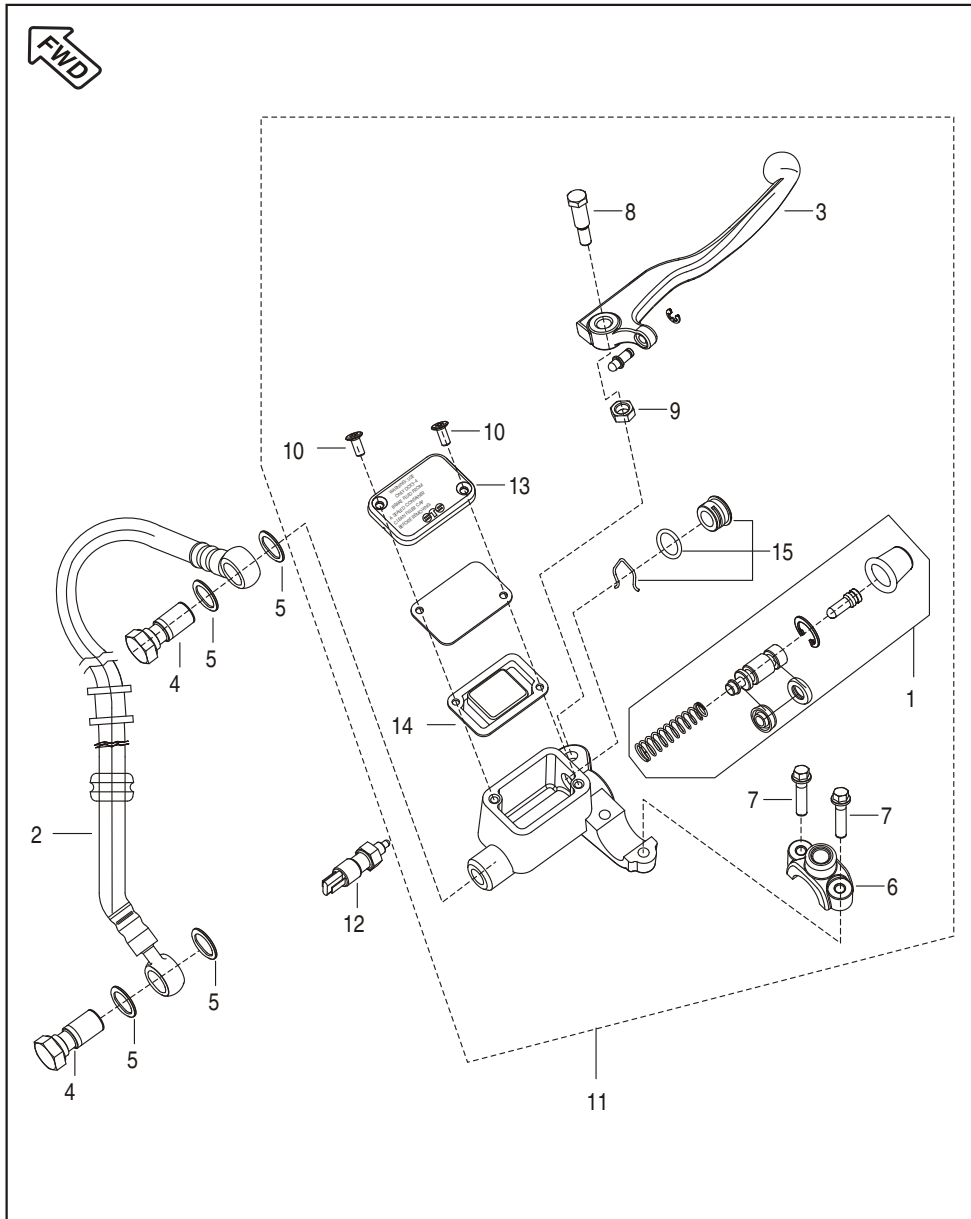
| No. | Part No. | Description | DIS 125 DRUM | DIS 125 DISC | DIS 150 DISC | Remarks |
|-----|------------|-----------------|--------------|--------------|--------------|---------|
| 1 | JD 1310 02 | Wheel Rim Front | -- | -- | 1 | |
| | JZ 1310 14 | Wheel Rim Front | -- | 1 | -- | |
| | JZ 1310 11 | Wheel Rim Front | 1 | -- | -- | |
| 2 | DS 1510 48 | Tyre Front | 1 | 1 | 1 | |
| 3 | DS 1510 49 | Tube Front | 1 | 1 | 1 | |
| 4 | JW 1312 10 | Wheel Rim Rear | -- | -- | 1 | |
| | JZ 1312 13 | Wheel Rim Rear | 1 | 1 | -- | |
| 5 | DS 1510 31 | Tyre Rear | -- | -- | 1 | |
| | DS 1510 52 | Tyre Rear | 1 | 1 | -- | |
| 6 | DS 1510 29 | Tube Rear | -- | -- | 1 | |
| | DS 1510 53 | Tube Rear | 1 | 1 | -- | |

Front Hub (Disc Brake)



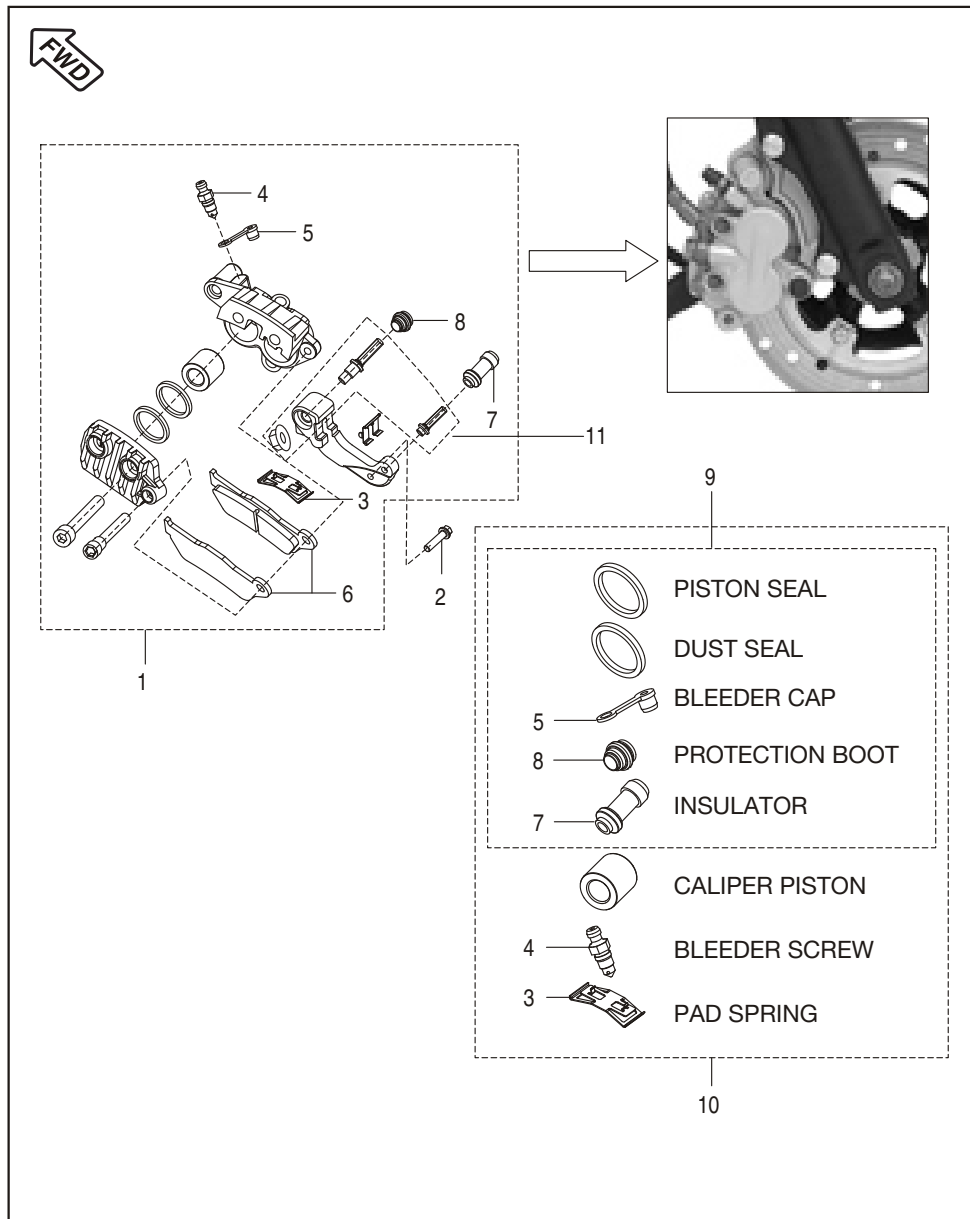
| No. | Part No. | Description | DIS 125 DRUM | DIS 125 DISC | DIS 150 DISC | Remarks |
|-----|------------|------------------------------|--------------|--------------|--------------|------------------|
| 1 | 30 1510 33 | Seal Oil | -- | 1 | 1 | |
| 2 | 39 2688 20 | Bearing Ball | -- | 2 | 2 | |
| 3 | DE 1510 06 | Spacer Assly | -- | 1 | 1 | |
| 4 | DE 1510 12 | Plate Drive | -- | 1 | 1 | |
| 5 | DE 1510 08 | Seal Oil | -- | 1 | 1 | |
| 6 | 30 1510 41 | Meter Gear | -- | 1 | 1 | |
| 7 | DS 1510 38 | Speedo Gear | -- | 1 | 1 | |
| 8 | JD 1318 11 | Hex. Soc. Head Bolt | -- | -- | 5 | |
| | LA C000 02 | Hex. Soc. Head Bolt | -- | 1 | -- | |
| 9 | JD 1318 10 | Disc (240 mm Dia) | -- | -- | 1 | |
| | JW 1318 06 | Disc (200 mm Dia) | -- | 1 | -- | |
| 10 | JB 1310 18 | Plain Washer | -- | 1 | 1 | |
| 11 | JN 1310 03 | Spacer | -- | 1 | 1 | |
| 12 | JB 1310 17 | Axle | -- | 1 | 1 | |
| 13 | JB 1310 19 | 'U' Nut | -- | 1 | 1 | |
| 14 | JN 1812 06 | Cover Disc | -- | -- | 1 | |
| | JW 1812 41 | Cover Disc | -- | 1 | -- | |
| 15 | JN 1812 11 | Clip Nut (Cover Disc Mtg) | -- | 1 | 1 | N.I. |
| 16 | LB U000 06 | Truss Screw (Cover Disc Mtg) | -- | -- | 1 | N.I. |
| | LB U000 05 | Truss Screw (Cover Disc Mtg) | -- | 1 | -- | N.I. |
| 17 | 36 DU15 04 | Front Hub Bushing Kit | -- | 1 | 1 | |
| 18 | DJ 151057 | Case Meter Assly | -- | -- | 1 | Up to 30.11.2010 |
| | JZ 1316 01 | Case Meter Assly- Screw Mtg | -- | 1 | 1 | |

Front Master Cylinder



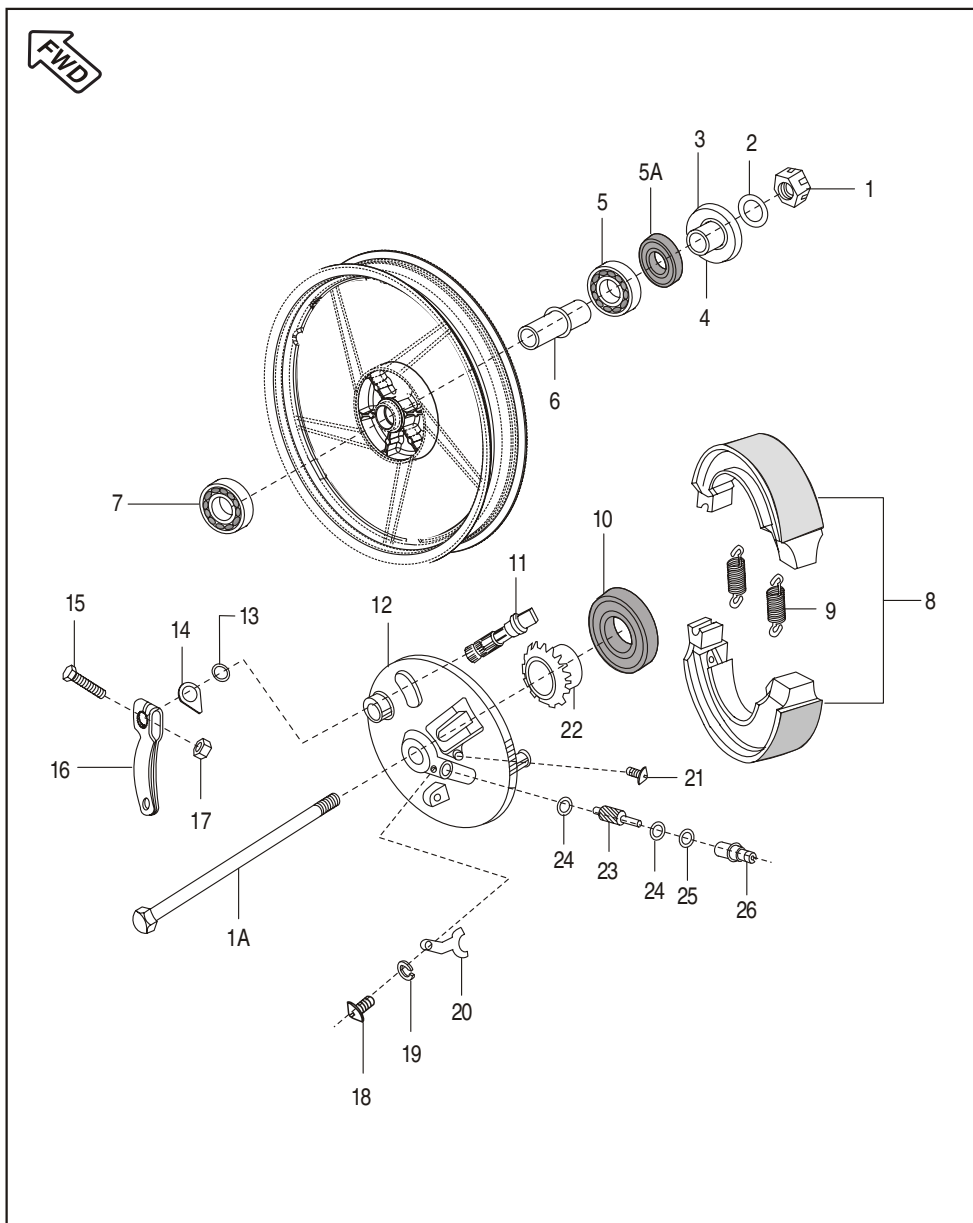
| No. | Part No. | Description | DIS 125 DRUM | DIS 125 DISC | DIS 150 DISC | Remarks |
|-----|------------|------------------------------|--------------|--------------|--------------|---------|
| 1 | DJ 1910 23 | Major Kit - Master Cylinder | -- | 1 | 1 | |
| 2 | JN 1318 00 | Hose Brake Front | -- | -- | 1 | |
| | JW 1318 05 | Hose Brake Front | -- | 1 | -- | |
| 3 | DJ 1910 06 | Lever Grip RH | -- | 1 | 1 | |
| 4 | DE 1910 11 | Banjo Bolt | -- | 2 | 2 | |
| 5 | DE 1910 10 | Washer Copper | -- | 4 | 4 | |
| 6 | DE 1910 33 | Clamp Holder RH | -- | 1 | 1 | |
| 7 | DE 1910 34 | Bolt | -- | 2 | 2 | |
| 8 | DE 1910 31 | Bolt Front Brake Lever | -- | 1 | 1 | |
| 9 | DE 1910 32 | Nut Flanged | -- | 1 | 1 | |
| 10 | DE 1910 30 | Screw | -- | 2 | 2 | |
| 11 | DE 1510 15 | Cylinder Master with Lever | -- | 1 | 1 | |
| 12 | DE 2010 16 | Front Brake Switch | -- | 1 | 1 | |
| 13 | DE 1910 29 | Reservoir Cover | -- | 1 | 1 | |
| 14 | DE 1910 28 | Diaphragm | -- | 1 | 1 | |
| 15 | DE 1910 35 | 'O' Ring Master Cylinder Kit | -- | 1 | 1 | |
| 16 | DJ 2011 08 | Cable Assly for Switch | -- | 1 | 1 | N.I. |
| 17 | JN 1318 04 | Clamp Hose Pipe - Upper | -- | 1 | 1 | N.I. |

Front Disc Brake Caliper Assly



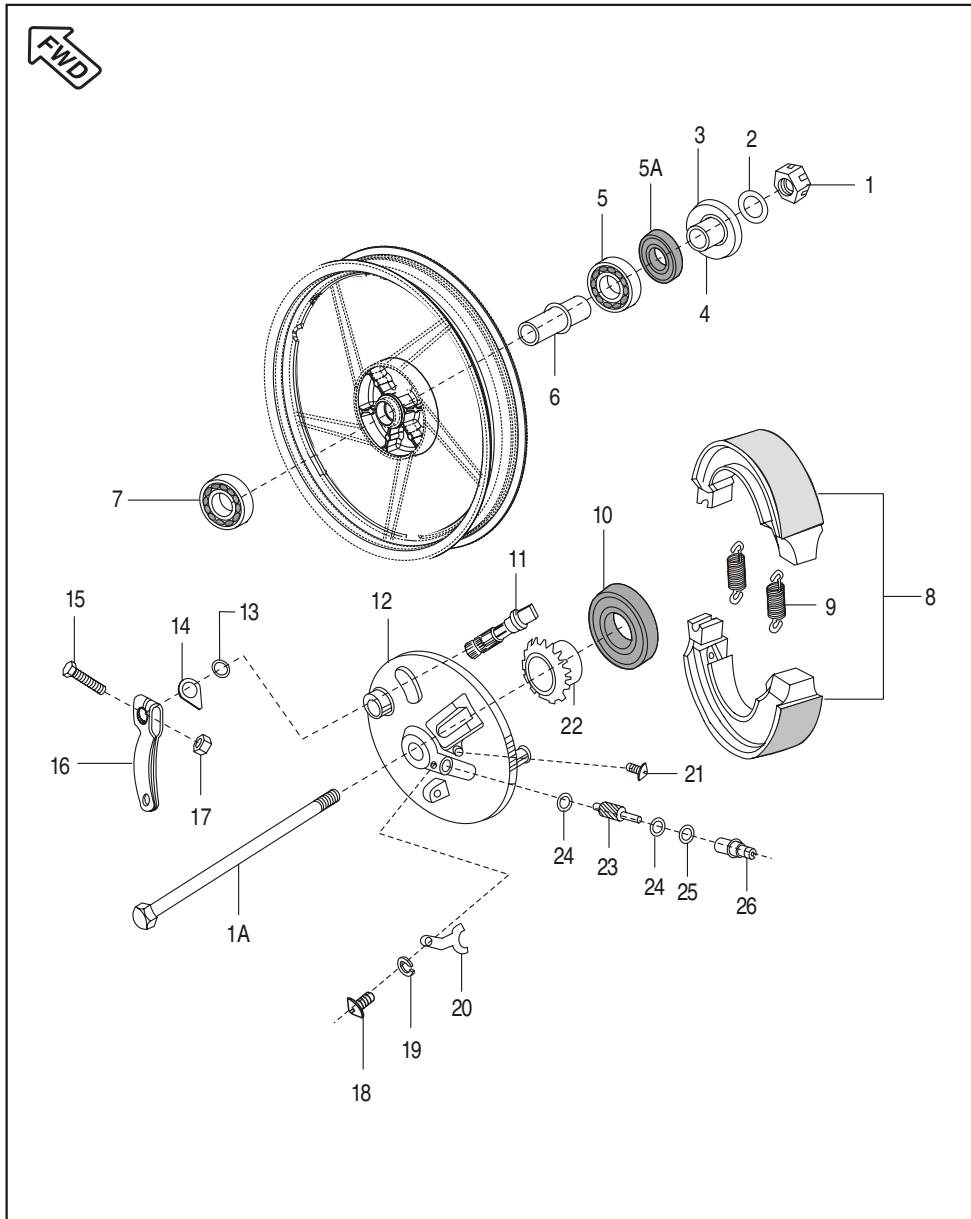
| No. | Part No. | Description | DIS 125 DRUM | DIS 125 DISC | DIS 150 DISC | Remarks |
|-----|------------|-------------------------------|--------------|--------------|--------------|---------|
| 1 | JD 1318 13 | Caliper Assly Front | -- | -- | 1 | |
| | JW 1318 01 | Caliper Assly Front | -- | 1 | -- | |
| 2 | DJ 1612 80 | Bolt Flanged Caliper Mounting | -- | 2 | 2 | |
| 3 | DE 1510 48 | Spring Pad | -- | 1 | 1 | |
| 4 | DE 1510 46 | Bleeder Screw | -- | 1 | 1 | |
| 5 | DE 1510 47 | Bleeder Cap | -- | 1 | 1 | |
| 6 | DE 1510 37 | Disc Pad Set | -- | -- | 1 | |
| | JW 1318 07 | Disc Pad Set | -- | 1 | -- | |
| 7 | DJ 1510 72 | Insulator | -- | -- | 1 | |
| | DE 1510 43 | Insulator | -- | 1 | -- | |
| 8 | DJ 1510 73 | Protection Boot | -- | -- | 1 | |
| | DE 1510 45 | Protection Boot | -- | 1 | -- | |
| 9 | DJ 1510 74 | Minor Kit - Caliper | -- | -- | 1 | |
| | JW 1318 09 | Minor Kit - Caliper | -- | 1 | -- | |
| 10 | DJ 1510 75 | Major Kit - Caliper | -- | 1 | 1 | |
| 11 | JW 1318 10 | Anchor Pin Kit | -- | 1 | 1 | |

Front Hub (Drum Brake)



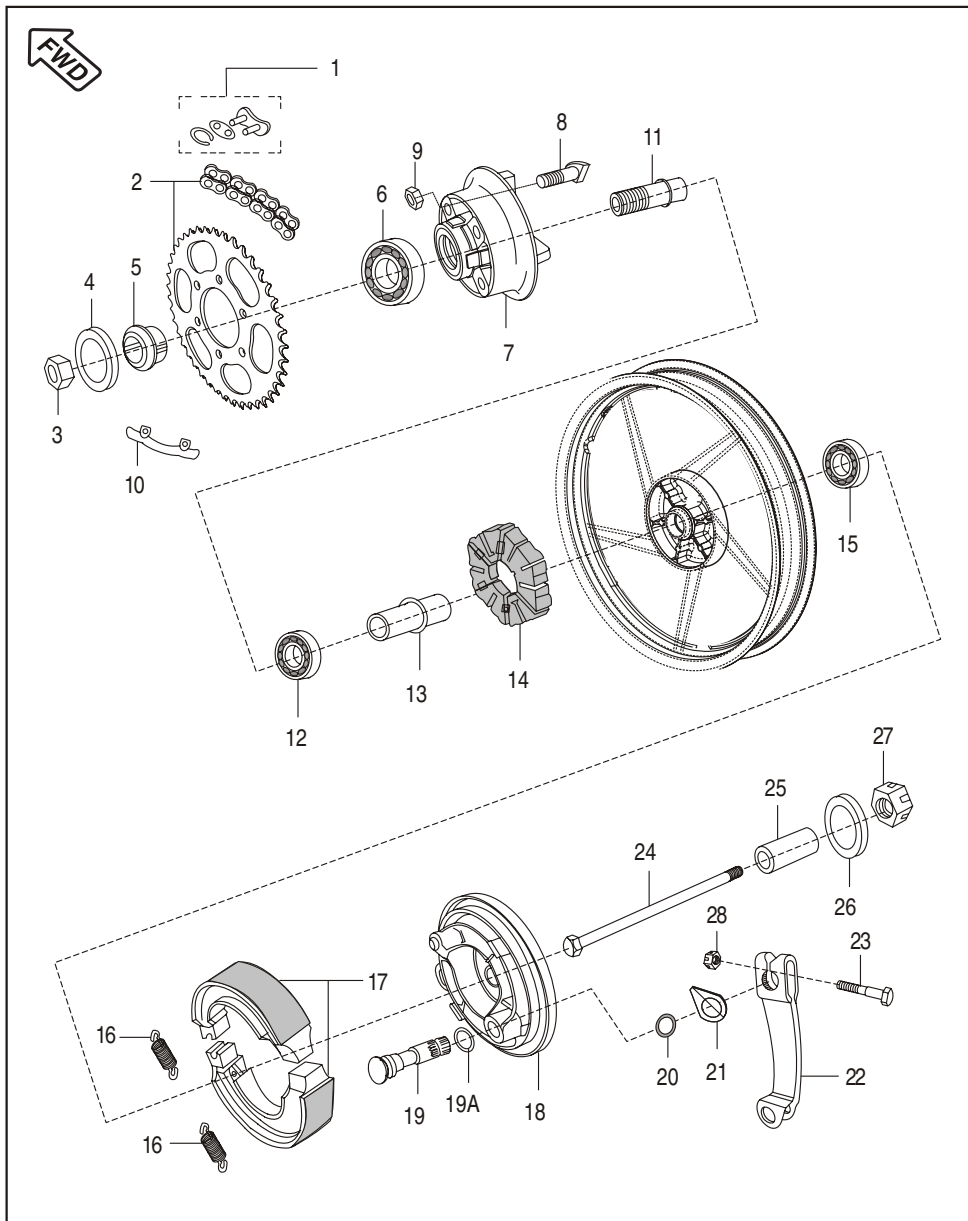
| No. | Part No. | Description | DIS 125 DRUM | DIS 125 DISC | DIS 150 DISC | Remarks |
|-----|------------|-------------------------------|--------------|--------------|--------------|----------------|
| 1 | JB 1310 19 | U Nut (M12) | 1 | -- | -- | |
| 1A | JB 1310 17 | Axle Front Wheel | 1 | -- | -- | |
| 2 | JB 1310 18 | Plain Washer | 1 | -- | -- | |
| 3 | DS 1510 56 | Dust Seal | 1 | -- | -- | N.S. (N.I.) |
| 4 | JB 1310 22 | Spacer + Dust Seal (Assembly) | 1 | -- | -- | |
| 5 | 39 2680 20 | Bearing Ball | 1 | -- | -- | |
| 5A | PA 1310 03 | Oil Seal | 1 | -- | -- | |
| 6 | PA 1316 00 | Collar Bearing | 1 | -- | -- | |
| 7 | 39 2681 20 | Ball Bearing | 1 | -- | -- | |
| 8 | 30 1511 05 | Shoe Brake | 2 | -- | -- | (Non Asbestos) |
| | JN 1318 12 | Shoe Brake Assly | 1 | 1 | 1 | |
| 9 | 30 1510 69 | Spring | 2 | -- | -- | |
| 10 | 14 1510 21 | Oil Seal | 1 | -- | -- | |
| 11 | DS 1510 89 | Cam Brake Assly. | 1 | -- | -- | |
| 12 | DS 1510 87 | Panel Front Brake | 1 | -- | -- | |
| 13 | 30 1510 38 | Ring 'O' | 1 | -- | -- | |
| 14 | DS 1510 91 | Indicator | 1 | -- | -- | |
| 15 | DS 1510 95 | Bolt | 1 | -- | -- | |
| 16 | DS 1510 92 | Lever Brake Cam | 1 | -- | -- | |
| 17 | DS 1510 94 | Nut | 1 | -- | -- | |
| 18 | 39 0840 01 | Pan Headed Screw | 1 | -- | -- | |
| 19 | 39 0263 12 | Washer Spring | 1 | -- | -- | |
| 20 | 30 1511 18 | Stopper for Bushing | 1 | -- | -- | |

Front Hub (Drum Brake)



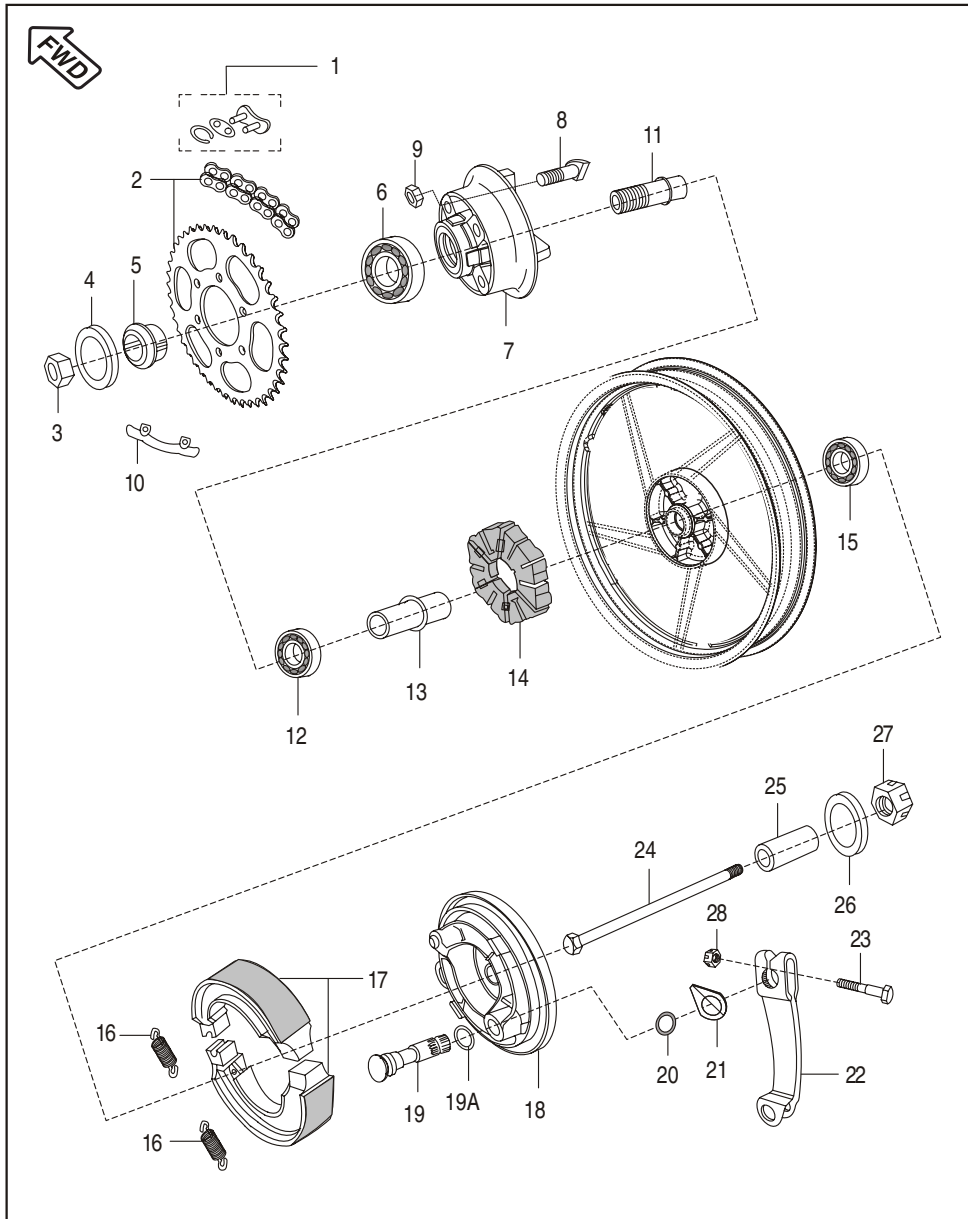
| No. | Part No. | Description | DIS 125 DRUM | DIS 125 DISC | DIS 150 DISC | Remarks |
|-----|-------------|----------------------|--------------|--------------|--------------|------------------------|
| 21 | LB D000 01 | Screw | 1 | -- | -- | To Secure Speedo Cable |
| 22 | 36 DS 15 02 | Speedometer Gear Kit | 1 | -- | -- | |
| 23 | 30 1510 35 | Seal Oil | 1 | -- | -- | |
| 24 | 30 1510 42 | Washer Plain | 2 | -- | -- | For Gear Meter Screw |
| 25 | 39 1013 21 | 'O' Ring | 1 | -- | -- | |
| 26 | JA 1316 06 | Bushing Speedo Gear | 1 | -- | -- | |

Rear Hub



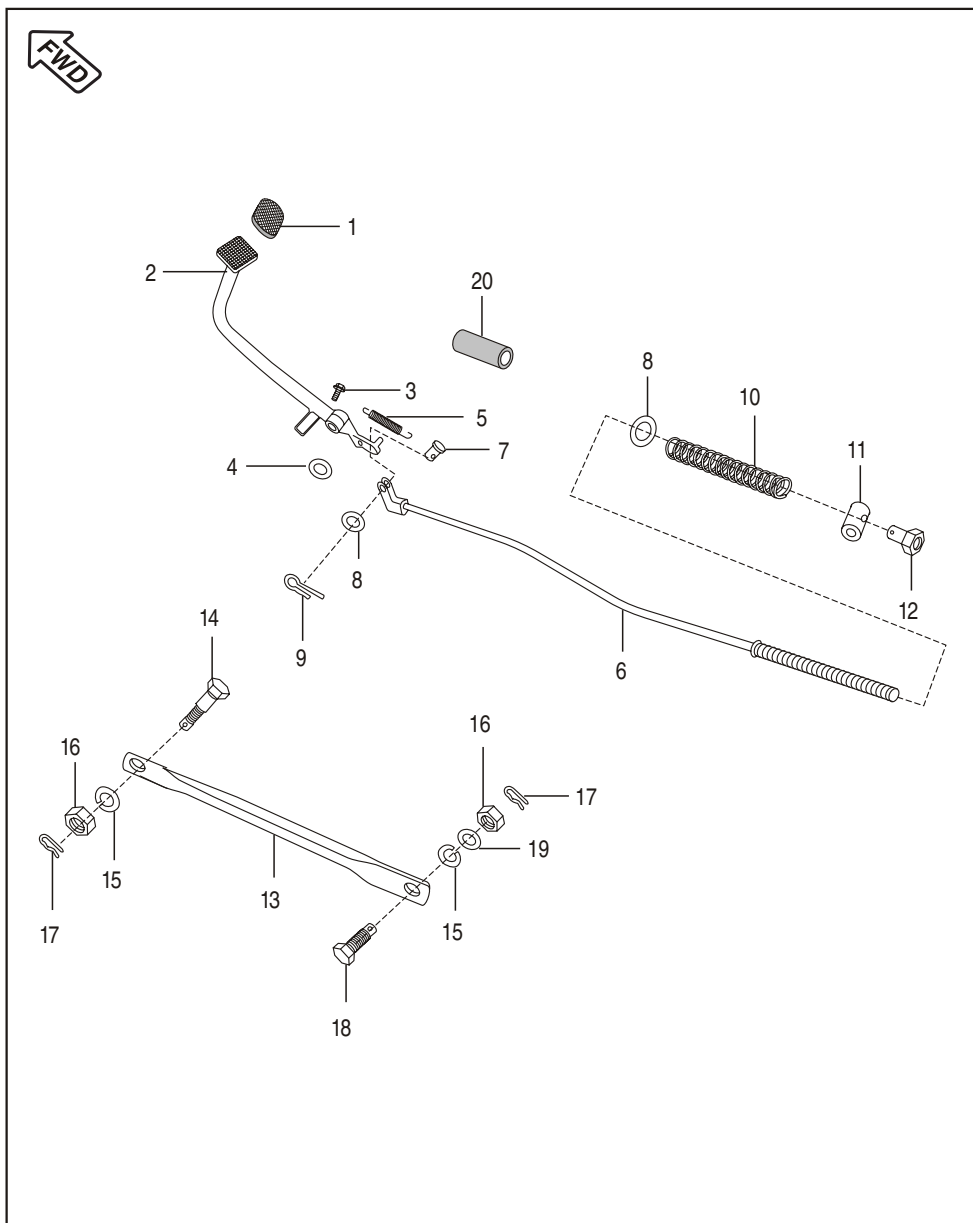
| No. | Part No. | Description | DIS 125 DRUM | DIS 125 DISC | DIS 150 DISC | Remarks |
|-----|------------|--------------------|--------------|--------------|--------------|----------------|
| 1 | DJ 1510 53 | Drive Chain Lock | 1 | 1 | 1 | |
| 2 | 36 JZ00 07 | Chain Sprocket Kit | -- | -- | 1 | |
| | 36 JZ00 26 | Chain Sprocket Kit | 1 | 1 | -- | |
| 3 | LC A000 01 | Nut | 1 | 1 | 1 | |
| 4 | LD B000 02 | Plain Washer | 1 | 1 | 1 | |
| 5 | DJ 1510 35 | Collar Assly | 1 | 1 | 1 | |
| 6 | 39 2240 20 | Bearing Ball | 1 | 1 | 1 | |
| 7 | DS 1510 68 | Coupling | 1 | 1 | 1 | |
| 8 | DS 1510 73 | 'D' Bolt | 4 | 4 | 4 | |
| 9 | 39 0794 15 | Hex Lock Nut | 4 | 4 | 4 | |
| 10 | DS 1510 74 | Washer | 2 | 2 | 2 | |
| 11 | DJ 1510 33 | Sleeve | 1 | 1 | 1 | |
| 12 | 39 2686 20 | Bearing Ball | 1 | 1 | 1 | |
| 13 | 30 1510 75 | Collar Bearing | 1 | 1 | 1 | |
| 14 | DJ 1510 88 | Damper | 1 | 1 | 1 | |
| 15 | 39 2687 20 | Bearing Ball | 1 | 1 | 1 | |
| 16 | 30 1510 69 | Spring | 2 | 2 | 2 | |
| 17 | 30 1511 05 | Shoe Brake Assly | 1 | 1 | 1 | |
| | JN 1318 12 | Shoe Brake Assly | 1 | 1 | 1 | (Non Asbestos) |
| 18 | DJ 1510 92 | Panel Rear Brake | 1 | 1 | 1 | |
| 19 | 30 1510 12 | Cam Brake | 1 | 1 | 1 | |
| 19A | 39 0722 11 | Plain Washer | 1 | 1 | 1 | |
| 20 | 30 1510 38 | Ring 'O' | 1 | 1 | 1 | |

Rear Hub



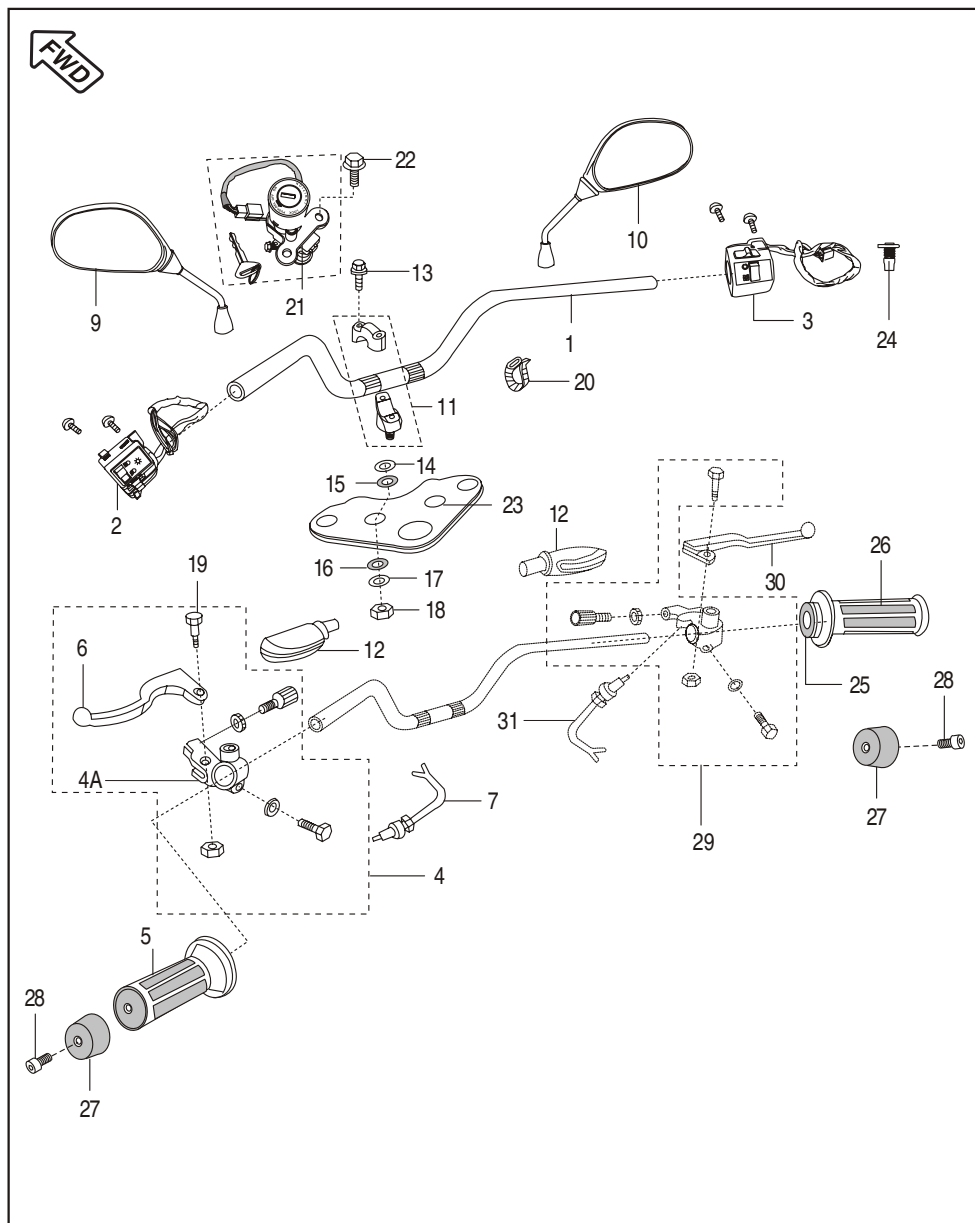
| No. | Part No. | Description | DIS 125 DRUM | DIS 125 DISC | DIS 150 DISC | Remarks |
|-----|------------|--------------|--------------|--------------|--------------|---------|
| 21 | DS 1510 90 | Indicator | 1 | 1 | 1 | |
| 22 | JZ 1318 03 | Lever Brake | 1 | 1 | 1 | |
| 23 | JB 1312 24 | Bolt | 1 | 1 | 1 | |
| 24 | JN 1312 11 | Axle | 1 | 1 | 1 | |
| 25 | DX 1510 22 | Collar | 1 | 1 | 1 | |
| 26 | LD B000 01 | Plain Washer | 1 | 1 | 1 | |
| 27 | DJ 1710 33 | 'U' Nut | 1 | 1 | 1 | |
| 28 | DS 1510 94 | Nut M6 | 1 | 1 | 1 | |

Rear Brake Pedal



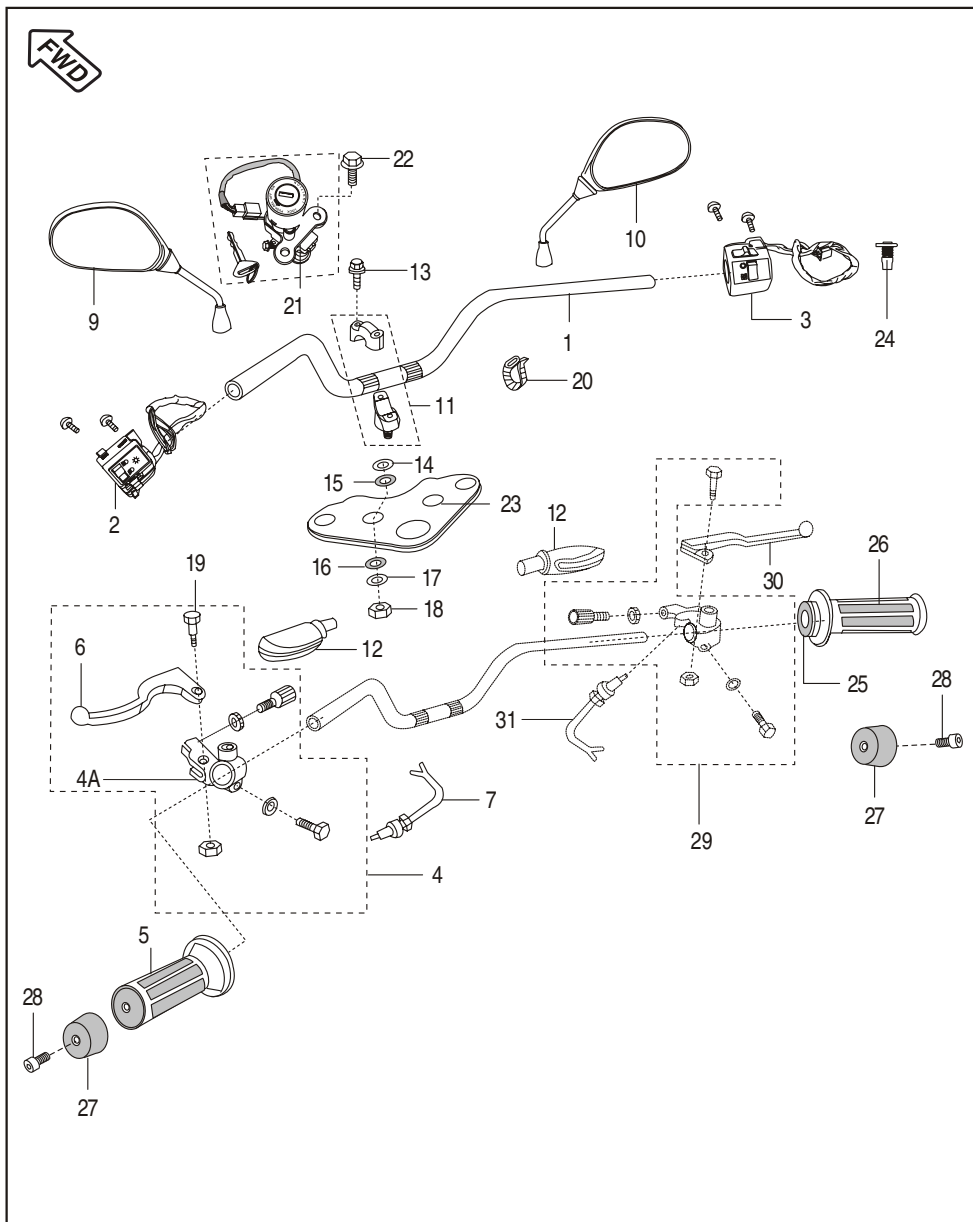
| No. | Part No. | Description | DIS 125 DRUM | DIS 125 DISC | DIS 150 DISC | Remarks |
|-----|------------|----------------------------|--------------|--------------|--------------|--------------------------|
| 1 | JA 1610 03 | Pad Lever Brake | 1 | 1 | 1 | |
| 2 | JZ 1610 02 | Brake Pedal | 1 | 1 | 1 | |
| 3 | 39 1680 04 | Hex. Bolt | 1 | 1 | 1 | |
| 4 | DG 1910 45 | Washer | 1 | 1 | 1 | |
| 5 | DS 1910 11 | Brake Pedal Spring | 1 | 1 | 1 | |
| 6 | JZ 1610 04 | Rod Brake | 1 | 1 | 1 | |
| 7 | 30 1910 38 | Pin | 1 | 1 | 1 | |
| 8 | 39 0198 11 | Plain Washer | 2 | 2 | 2 | |
| 9 | 39 0808 08 | Split Pin | 1 | 1 | 1 | |
| 10 | 30 1910 35 | Spring | 1 | 1 | 1 | |
| 11 | 15 1910 26 | Pin | 1 | 1 | 1 | |
| 12 | 30 1910 36 | Brake Adjuster Nut | 1 | 1 | 1 | |
| 13 | DS 1510 25 | Rod Torque | 1 | 1 | 1 | |
| 14 | DH 1510 29 | Step Bolt | 1 | 1 | 1 | |
| 15 | 39 0789 12 | Spring Washer | 2 | 2 | 2 | |
| 16 | 39 0694 15 | Nut Hex. Lock | 2 | 2 | 2 | |
| 17 | 39 0807 08 | Pin Snap | 2 | 2 | 2 | |
| 18 | 30 1510 96 | Hex. Bolt | 1 | 1 | 1 | |
| 19 | 39 1540 11 | Plain Washer | 1 | 1 | 1 | |
| 20 | JZ 1610 06 | Sleeve Brake Return Spring | 1 | 1 | 1 | |
| 21 | 39 1672 04 | Bolt M - 6 | 1 | 1 | 1 | For Brake Pedal Adjuster |
| 22 | 39 0292 15 | Hex Nut M-6 | 1 | 1 | 1 | For Brake Pedal Adjuster |
| 23 | 36 DH40 14 | Brake Adjusting Kit | 1 | 1 | 1 | Include Sr. No. 7 to 11 |

Handle Bar



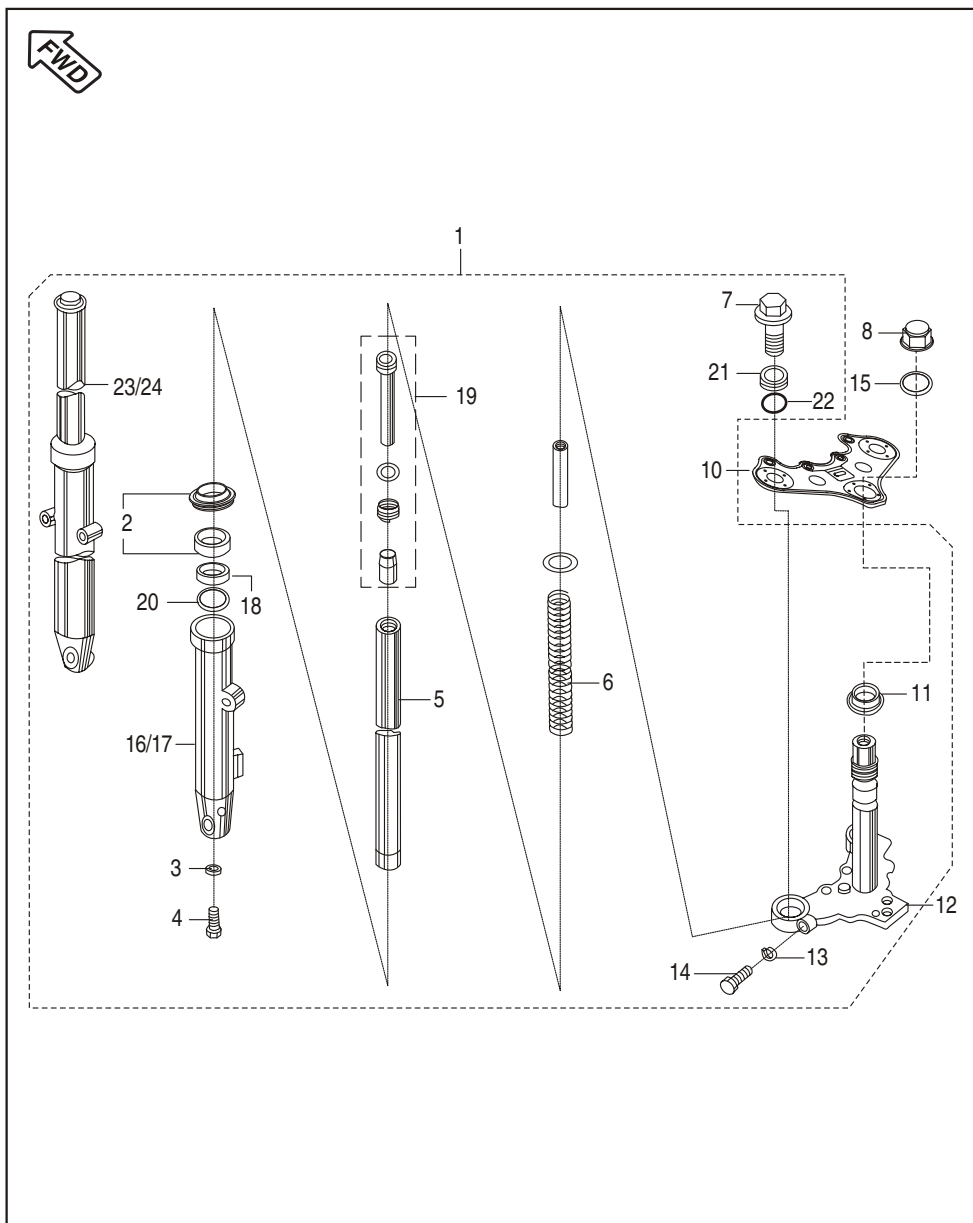
| No. | Part No. | Description | DIS 125 DRUM | DIS 125 DISC | DIS 150 DISC | Remarks |
|-----|------------|-----------------------------------|--------------|--------------|--------------|---------|
| 1 | DS 1810 44 | Handle Bar | 1 | 1 | 1 | |
| 2 | JB 4014 00 | Control Switch LH | 1 | 1 | 1 | |
| 3 | JB 4014 01 | Control Switch RH | 1 | 1 | 1 | |
| 4 | PA 4014 00 | Holder LH Assly | 1 | 1 | 1 | |
| 4A | DJ 1910 54 | Holder LH | 1 | 1 | 1 | |
| 5 | DS 1910 15 | Grip LH | 1 | 1 | 1 | |
| 6 | DJ 1910 55 | Lever LH | 1 | 1 | 1 | |
| 7 | PA 4014 01 | Clutch Switch with Sealed Coupler | 1 | 1 | 1 | |
| 8 | DS 1910 52 | Boot for Lever LH | 1 | 1 | 1 | |
| 9 | DJ 2210 03 | Mirror Assly. LH | 1 | 1 | 1 | |
| 10 | DJ 2210 04 | Mirror Assly. RH | 1 | 1 | 1 | |
| 11 | 36 DS18 01 | Kit Holder Handle | 2 | 2 | 2 | |
| 12 | DS 1910 18 | Boot for Lever RH | 1 | 1 | 1 | |
| 13 | 39 2582 04 | Flange Bolt | -- | -- | 4 | |
| | 39 1714 04 | Flange Bolt | 4 | 4 | | |
| 14 | DS 1810 07 | Washer Handle Upper | 2 | 2 | 2 | |
| 15 | DS 1810 08 | Damper Handle Upper | 2 | 2 | 2 | |
| 16 | DS 1810 09 | Damper Handle Lower | 2 | 2 | 2 | |
| 17 | DS 1810 10 | Washer Handle Lower | 2 | 2 | 2 | |
| 18 | 39 0422 15 | Nylock Nut | 2 | 2 | 2 | |
| 19 | DL 1910 14 | Stud LH (R.H) | -- | -- | 1 | |
| | 39 2249 15 | Stud LH (R.H.) | 1 | 1 | -- | |

Handle Bar



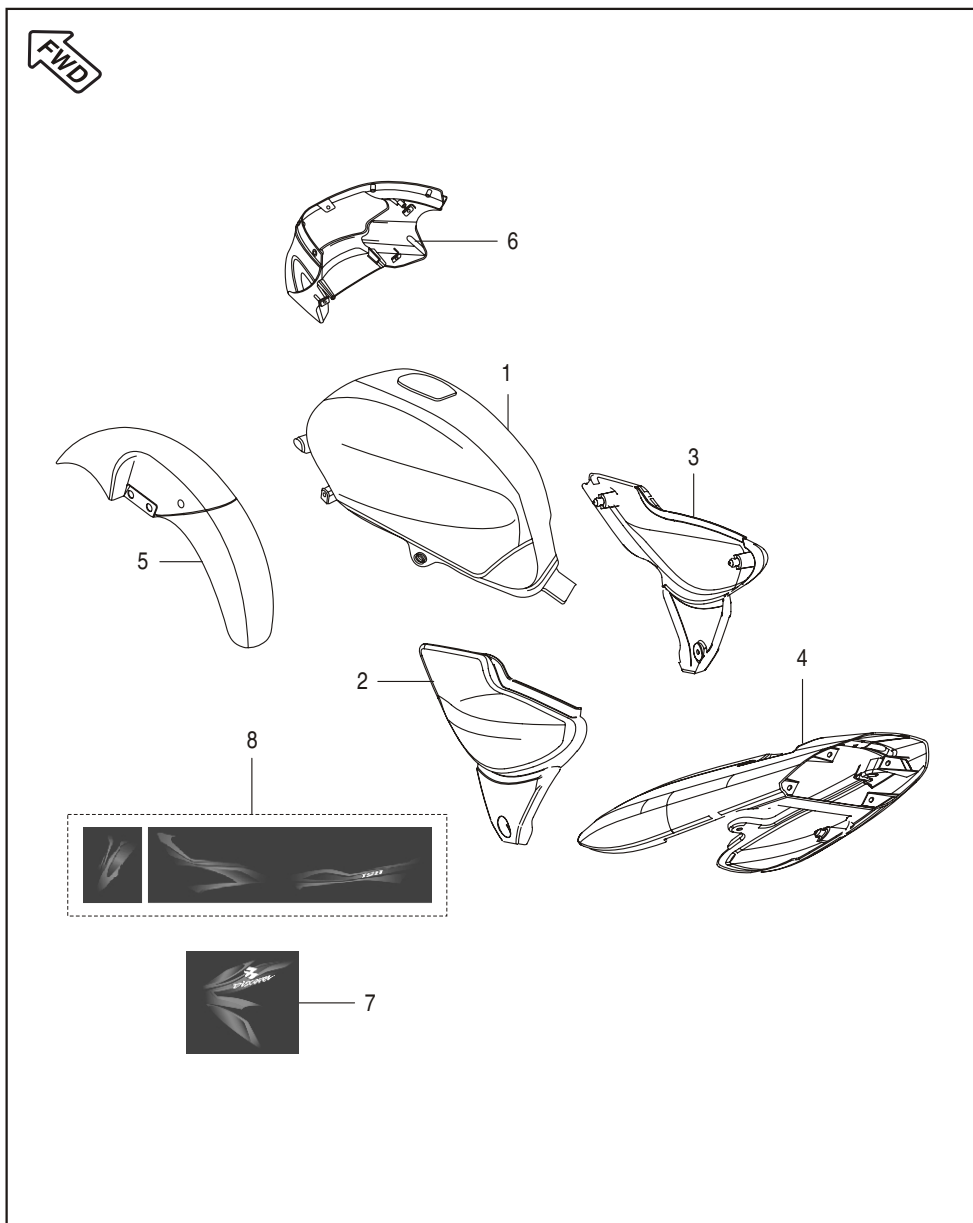
| No. | Part No. | Description | DIS 125 DRUM | DIS 125 DISC | DIS 150 DISC | Remarks |
|-----|------------|---------------------|--------------|--------------|--------------|-----------------------------|
| 20 | 30 1910 48 | Band | 2 | 2 | 2 | |
| 21 | JZ 2326 00 | 3 in One Lock Set | 1 | 1 | 1 | |
| 22 | 39 1912 04 | Flange Bolt | 2 | 2 | 2 | For Ignition Switch |
| 23 | JZ 1510 23 | Holder Fork Upper | 1 | 1 | 1 | |
| 24 | DU 2010 46 | Plunger With Spring | 1 | 1 | 1 | Part of Ride Control Switch |
| 25 | DX 1910 01 | Throttle Pipe | 1 | 1 | 1 | |
| 26 | DS 1910 16 | Hand Grip RH | 1 | 1 | 1 | |
| 27 | DH 1810 22 | Handel Bar Weight | 2 | 2 | 2 | |
| 28 | 39 2427 04 | Socket Bolt | 2 | 2 | 2 | |
| 29 | DS 1910 38 | Holder Assly RH | 1 | -- | -- | |
| 30 | DD 1911 42 | Lever RH | 1 | -- | -- | |
| 31 | DD 2011 70 | Front Brake Switch | 1 | -- | -- | |

Front Fork



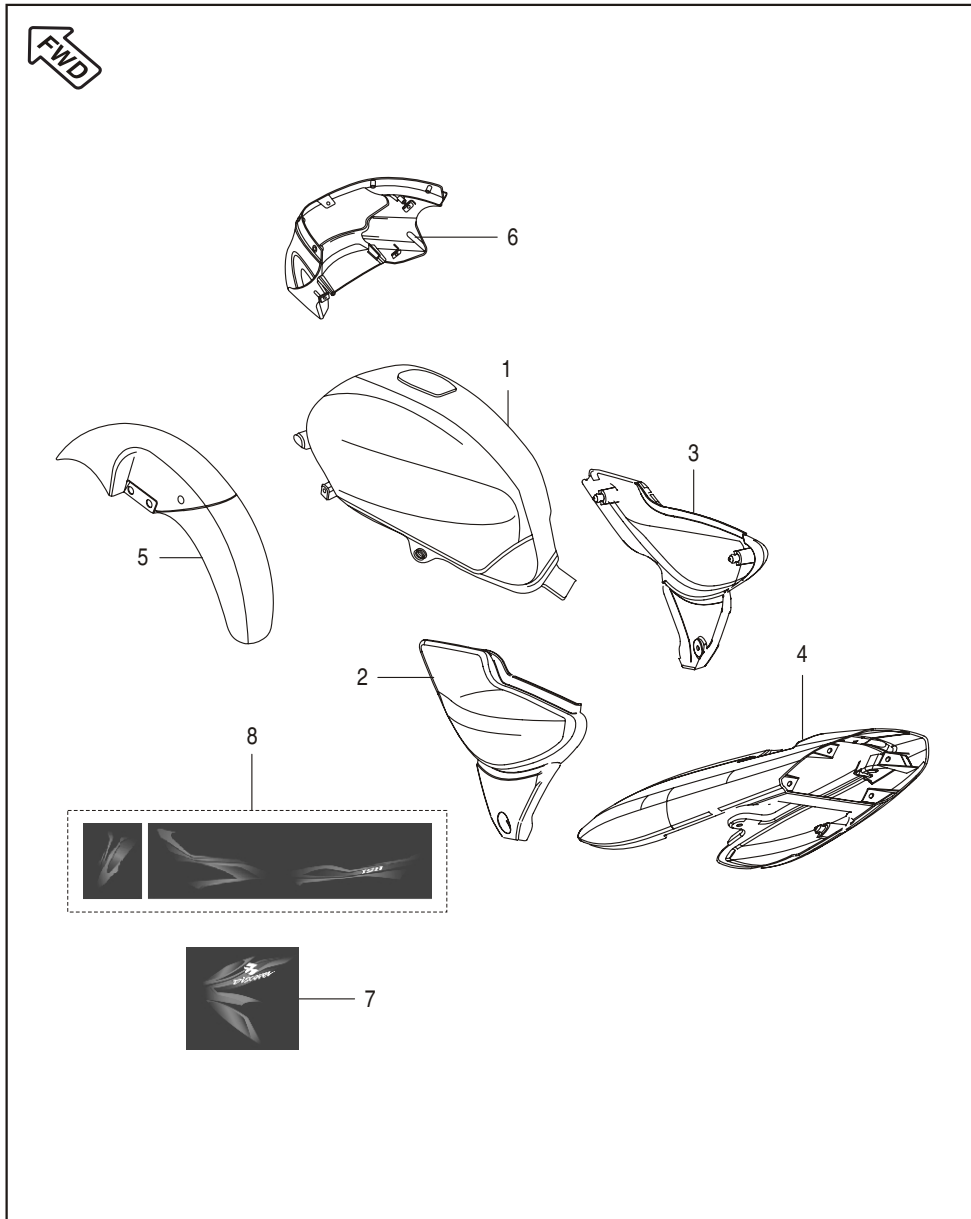
| No. | Part No. | Description | DIS 125 DRUM | DIS 125 DISC | DIS 150 DISC | Remarks |
|-----|------------|---------------------------|--------------|--------------|--------------|-------------|
| 1 | JZ 1510 00 | Fork Front | -- | -- | 1 | |
| | JZ 1510 43 | Fork Front | 1 | -- | -- | |
| | JZ 1510 57 | Fork Front | -- | 1 | -- | |
| 2 | 36 Dz00 20 | Front Fork Seal Kit | 1 | 1 | 1 | |
| 3 | 30 1810 26 | Gasket | 2 | 2 | 2 | |
| 4 | 30 1810 25 | Bolt | 2 | 2 | 2 | |
| 5 | JA 1510 13 | Fork Pipe Inner | 2 | 2 | 2 | |
| 6 | DJ 1811 04 | Spring Front Fork | 2 | 2 | 2 | |
| 7 | 59 0400 06 | Bolt Fork | 2 | 2 | 2 | With Washer |
| 8 | DS 1810 15 | Cap Nut Fork | 1 | 1 | 1 | |
| 9 | DS 1810 16 | Plain Washer | 1 | 1 | 1 | For Cap Nut |
| 10 | JZ 1510 23 | Holder Fork upper | 1 | 1 | 1 | |
| 11 | DH 1810 23 | Bearing Cone | 1 | 1 | 1 | |
| 12 | JZ 1510 36 | Under Bracket Fork | 1 | 1 | 1 | |
| 13 | 39 0789 12 | Spring Washer | 2 | 2 | 2 | |
| 14 | 39 1181 01 | Bolt | 2 | 2 | 2 | |
| 15 | DS 1810 16 | Washer | 2 | 2 | 2 | |
| 16 | JZ 1510 04 | Outer Tube LH | -- | -- | 1 | |
| | JZ 1510 61 | Outer Tube LH | -- | 1 | -- | |
| | JW 1510 05 | Outer Tube LH | 1 | -- | -- | |
| 17 | JZ 1510 06 | Outer Tube RH | -- | -- | 1 | |
| | JZ 1510 59 | Outer Tube RH | -- | 1 | -- | |
| | JW 1510 07 | Outer Tube RH | 1 | -- | -- | |
| 18 | JK 1210 07 | Anti Friction Bush | 2 | 2 | 2 | |
| 19 | JW 1510 23 | Cylinder Complete Fork | 2 | 2 | 2 | |
| 20 | JK 1210 09 | Washer Anti Friction Bush | 2 | 2 | 2 | |
| 21 | DS 1810 12 | Bolt Fork | 2 | 2 | 2 | |
| 22 | 31 1811 02 | 'O' Ring | 2 | 2 | 2 | |

Painted Parts and Decals



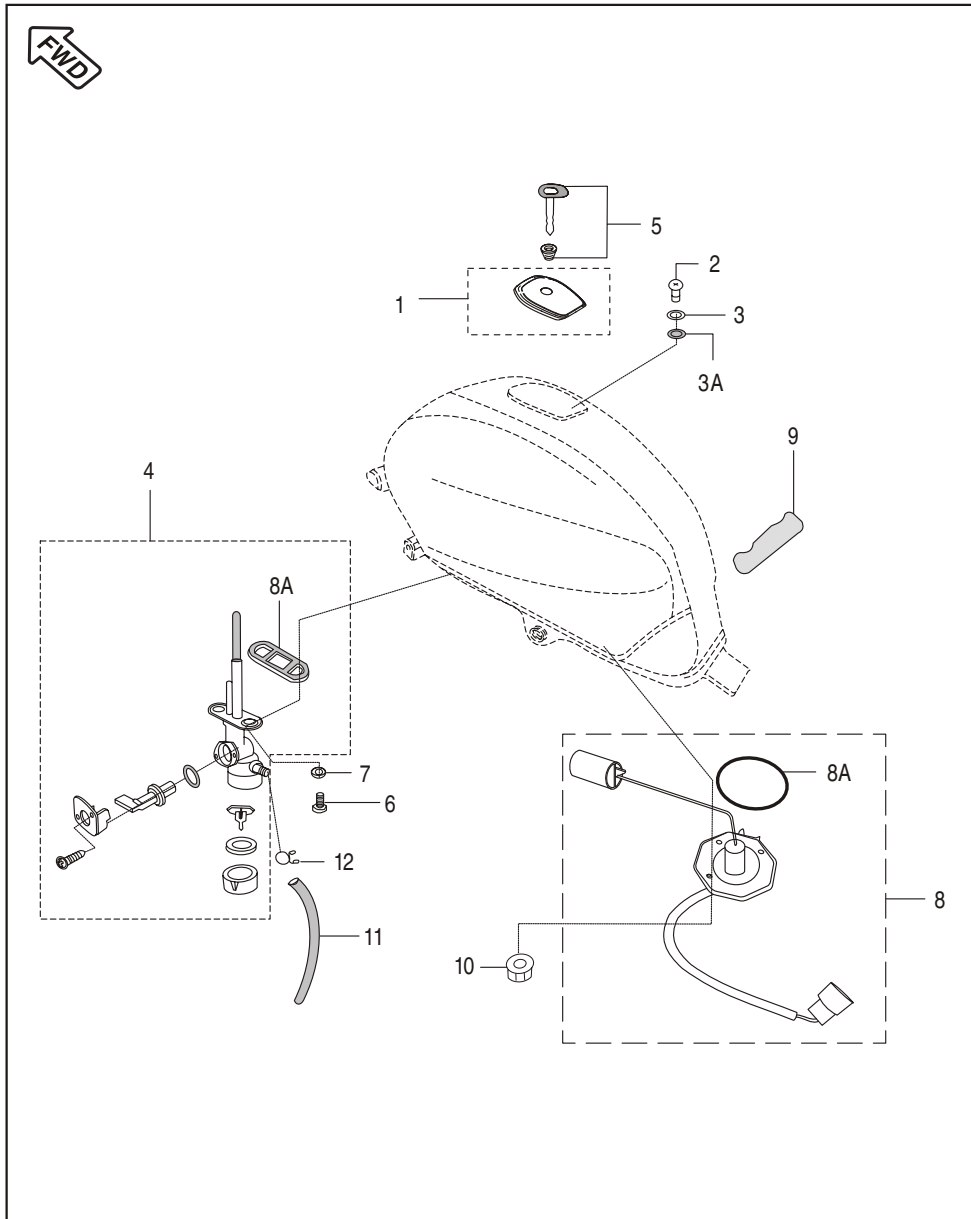
| No. | Part No. | Description | DIS 125 DRUM | DIS 125 DISC | DIS 150 DISC | Remarks |
|------------|--------------------------|----------------------------|--------------|--------------|--------------|--------------|
| 1 | JZ 7101 3B | Fuel Tank Black with Decal | -- | -- | 1 | Blue Decals |
| | JZ 7101 3C | Fuel Tank Black with Decal | -- | -- | 1 | Red Decals |
| | JZ 7101 5A | Fuel Tank Black with Decal | 1 | 1 | 1 | Blue2 Decals |
| | JZ 7101 5B | Fuel Tank Black with Decal | 1 | 1 | 1 | Red2 Decals |
| | JZ 7101 5D | Fuel Tank Black with Decal | 1 | 1 | 1 | Green / Gold |
| | JZ 7101 5E | Fuel Tank Black with Decal | 1 | 1 | 1 | Magenta Red |
| 2 | 52 JZ00 20 | Side Cover Black LH | -- | -- | 1 | Blue Decals |
| | 52 JZ00 14 | Side Cover Black LH | -- | -- | 1 | Red Decals |
| | 52 JZ00 51 | Side Cover Black LH | 1 | 1 | 1 | Blue2 Decals |
| | 52 JZ00 53 | Side Cover Black LH | 1 | 1 | 1 | Red2 Decals |
| | 52 JZ00 97 | Side Cover Black LH | 1 | 1 | 1 | Green / Gold |
| | 52 JZ01 15 | Side Cover Black LH | 1 | 1 | 1 | Magenta Red |
| 3 | 52 JZ00 21 | Side Cover Black RH | -- | -- | 1 | Blue Decals |
| | 52 JZ00 15 | Side Cover Black RH | -- | -- | 1 | Red Decals |
| | 52 JZ00 50 | Side Cover Black RH | 1 | 1 | 1 | Blue2 Decals |
| | 52 Jz00 52 | Side Cover Black RH | 1 | 1 | 1 | Red2 Decals |
| | 52 JZ00 98 | Side Cover Black RH | 1 | 1 | 1 | Green / Gold |
| | 52 JZ01 16 | Side Cover Black RH | 1 | 1 | 1 | Magenta Red |
| 4 | JZ 7303 3B | Seat Cowl Black Assembly | -- | -- | 1 | Blue Decals |
| | JZ 7303 3C | Seat Cowl Black Assembly | -- | -- | 1 | Red Decals |
| | JZ 7303 5A | Seat Cowl Black Assembly | -- | -- | 1 | Blue2 Decals |
| | JZ 7303 5B | Seat Cowl Black Assembly | -- | -- | 1 | Red2 Decals |
| | 52 JZ00 99 | Seat Cowl Black Assembly | -- | -- | 1 | Green / Gold |
| | JZ 7303 5E | Seat Cowl Black Assembly | -- | -- | 1 | Magenta Red |
| | JZ 7304 5D | Seat Cowl Black Assembly | 1 | 1 | -- | Green / Gold |
| | JZ 7304 5E | Seat Cowl Black Assembly | 1 | 1 | -- | Magenta Red |
| | JZ 7304 5A | Seat Cowl Black Assembly | 1 | 1 | -- | Blue Decals |
| JZ 7304 5B | Seat Cowl Black Assembly | 1 | 1 | -- | Red Decals | |
| 5 | JZ 7304 3B | Fender Front Black | 1 | 1 | 1 | |

Painted Parts and Decals



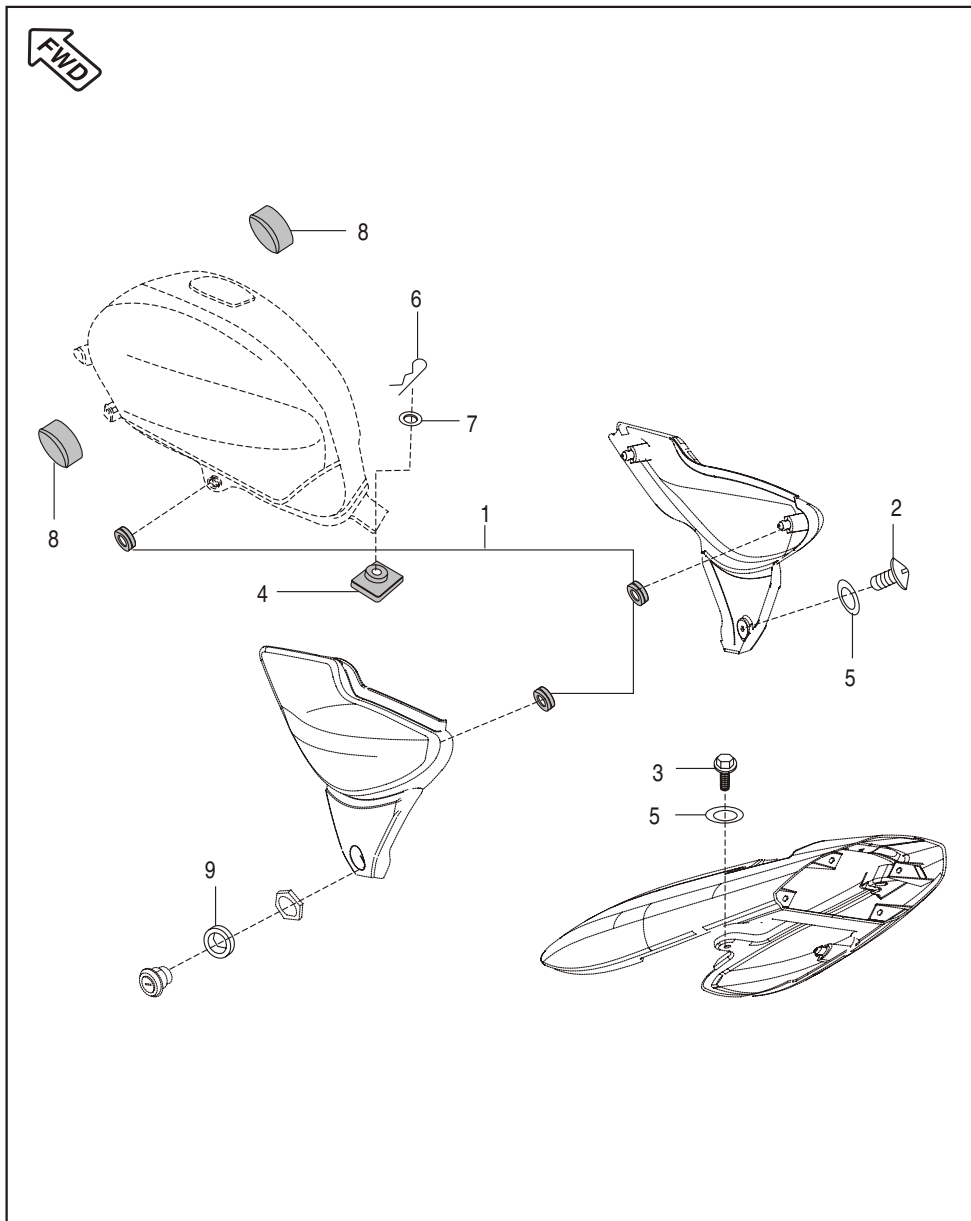
| No. | Part No. | Description | DIS 125 DRUM | DIS 125 DISC | DIS 150 DISC | Remarks |
|-----|------------|-------------------------|--------------|--------------|--------------|--|
| 6 | 52 JZ00 23 | Head Lamp Black Cowling | -- | -- | 1 | Blue Decals |
| | 52 JZ00 18 | Head Lamp Black Cowling | -- | -- | 1 | Red Decals |
| | 52 JZ00 54 | Head Lamp Black Cowling | 1 | 1 | 1 | Blue2 Decals |
| | 52 JZ00 55 | Head Lamp Black Cowling | 1 | 1 | 1 | Red2 Decals |
| | 52 JZ01 00 | Head Lamp Black Cowling | 1 | 1 | 1 | Green / Gold |
| | 52 JZ01 18 | Head Lamp Black Cowling | 1 | 1 | 1 | Magenta Red |
| 7 | JZ 2330 00 | Tank Decal Set | -- | -- | 1 | Blue Decals |
| | JZ 2330 12 | Tank Decal Set | -- | -- | 1 | Red Decals |
| | JZ 2330 24 | Tank Decal Set | 1 | 1 | 1 | Blue2 Decals |
| | JZ 2330 36 | Tank Decal Set | 1 | 1 | 1 | Red2 Decals |
| | JZ 2330 70 | Tank Decal Set | 1 | 1 | 1 | Green / Gold |
| | JZ 2330 86 | Tank Decal Set | 1 | 1 | 1 | Magenta Red |
| 8 | JZ 2330 05 | Kit Decal Blue | -- | -- | 1 | } (Seat Cowl, Side Cover LH / RH, Head lamp cowling) |
| | JZ 2330 29 | Kit Decal Blue2 | 1 | 1 | 1 | |
| | JZ 2330 17 | Kit Decal Red | -- | -- | 1 | |
| | JZ 2330 41 | Kit Decal Red2 | 1 | 1 | 1 | |
| | JZ 2330 75 | Kit Decal Gold / Green | 1 | 1 | 1 | |
| | JZ 2330 91 | Kit Decal Magenta Red | 1 | 1 | 1 | |

Petrol Tank Cap and Gauge Fuel



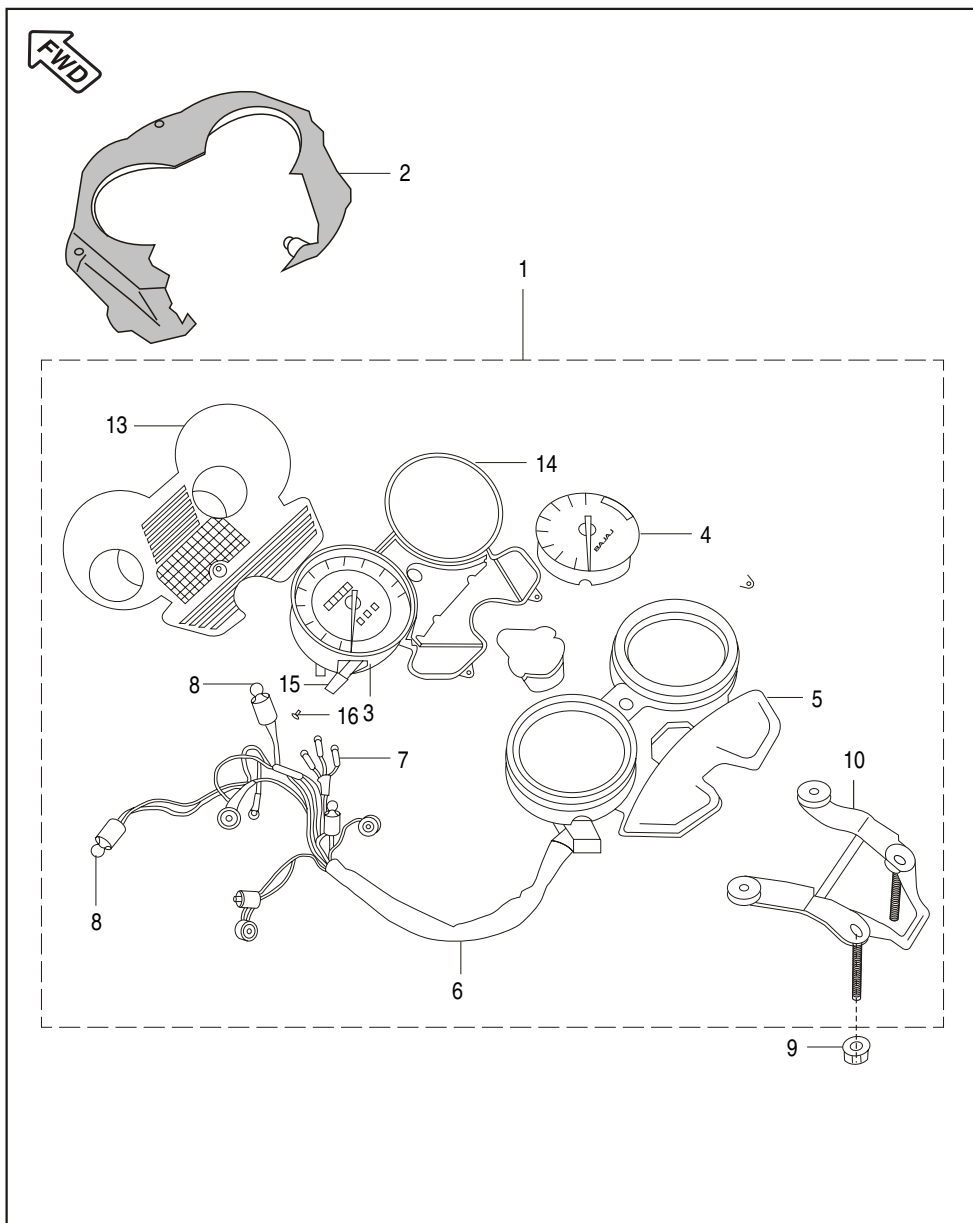
| No. | Part No. | Description | DIS 125 DRUM | DIS 125 DISC | DIS 150 DISC | Remarks |
|-----|------------|---------------------------|--------------|--------------|--------------|--------------------------|
| 1 | DS 1410 09 | Cap Assly. Tank | 1 | 1 | 1 | |
| 2 | 39 0761 01 | Screw Pan Cross | 2 | 2 | 2 | |
| 3 | 39 2179 24 | Washer | 2 | 2 | 2 | |
| 3A | 30 1410 31 | 'O' Ring | 2 | 2 | 2 | |
| 4 | DS 1410 18 | Fuel Tap Assly | 1 | 1 | 1 | |
| 5 | JZ 2326 00 | 3 In 1 Lock Set with Key | 1 | 1 | 1 | |
| 6 | DD 1410 22 | Bolt Flanged | 2 | 2 | 2 | For Petrol Cock |
| 7 | 39 0740 11 | Washer (Non-Metallic) | 2 | 2 | 2 | For Petrol Cock |
| 8 | DS 2010 79 | Fuel Gauge - Tank Unit | 1 | 1 | 1 | With 'O' Ring |
| 8A | 39 2758 21 | 'O' Ring | 1 | 1 | 1 | For Tank Unit |
| 9 | DS 1410 13 | Seat Tape | 1 | 1 | 1 | Pasted on Tank |
| 10 | 39 2484 15 | Flanged Nut | 4 | 4 | 4 | |
| 11 | JB 1718 02 | Tube Fuel | 1 | 1 | 1 | Cock to Carburettor |
| 12 | 30 1410 15 | Pipe Clip | 2 | 2 | 2 | |
| 13 | DZ 1410 75 | 4 Hole Washer | 1 | 1 | 1 | For Pavna make Fuel Cock |
| 14 | 36 Jz00 22 | Kit fuel cock seal -Advik | 1 | 1 | 1 | For Advik make Fuel Cock |

Fittings - Petrol Tank, Side Covers & Cover Seat



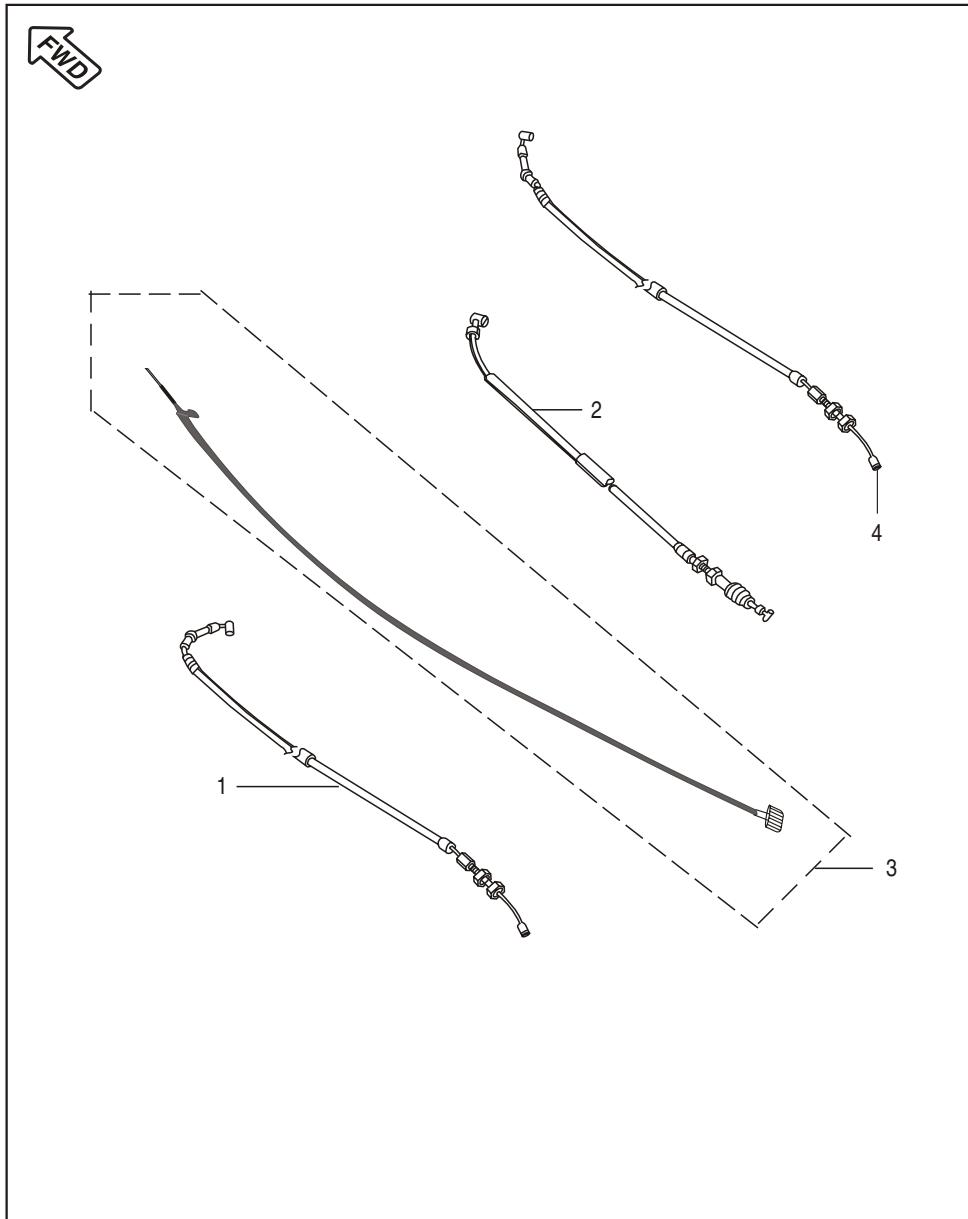
| No. | Part No. | Description | DIS 125 DRUM | DIS 125 DISC | DIS 150 DISC | Remarks |
|-----|------------|----------------------------|--------------|--------------|--------------|--------------------|
| 1 | 36 DS14 01 | Grommet Kit for Side Cover | 1 | 1 | 1 | Refer Page No. 114 |
| 2 | DG 1611 21 | Screw | 1 | 1 | 1 | |
| 3 | 39 1943 04 | Flanged Bolt | 2 | 2 | 2 | |
| 4 | JN 1710 00 | Damper Rear | 1 | 1 | 1 | For Tank |
| 5 | 39 1789 24 | Washer Nylon | 3 | 3 | 3 | |
| 6 | 39 0983 08 | Pin Snap | 1 | 1 | 1 | |
| 7 | 39 1054 11 | Plain Washer | 1 | 1 | 1 | |
| 8 | DJ 1410 08 | Damper Front | 2 | 2 | 2 | For Tank Mtg |
| 9 | 31 1610 18 | Damper | 1 | 1 | 1 | |

Meter Assembly



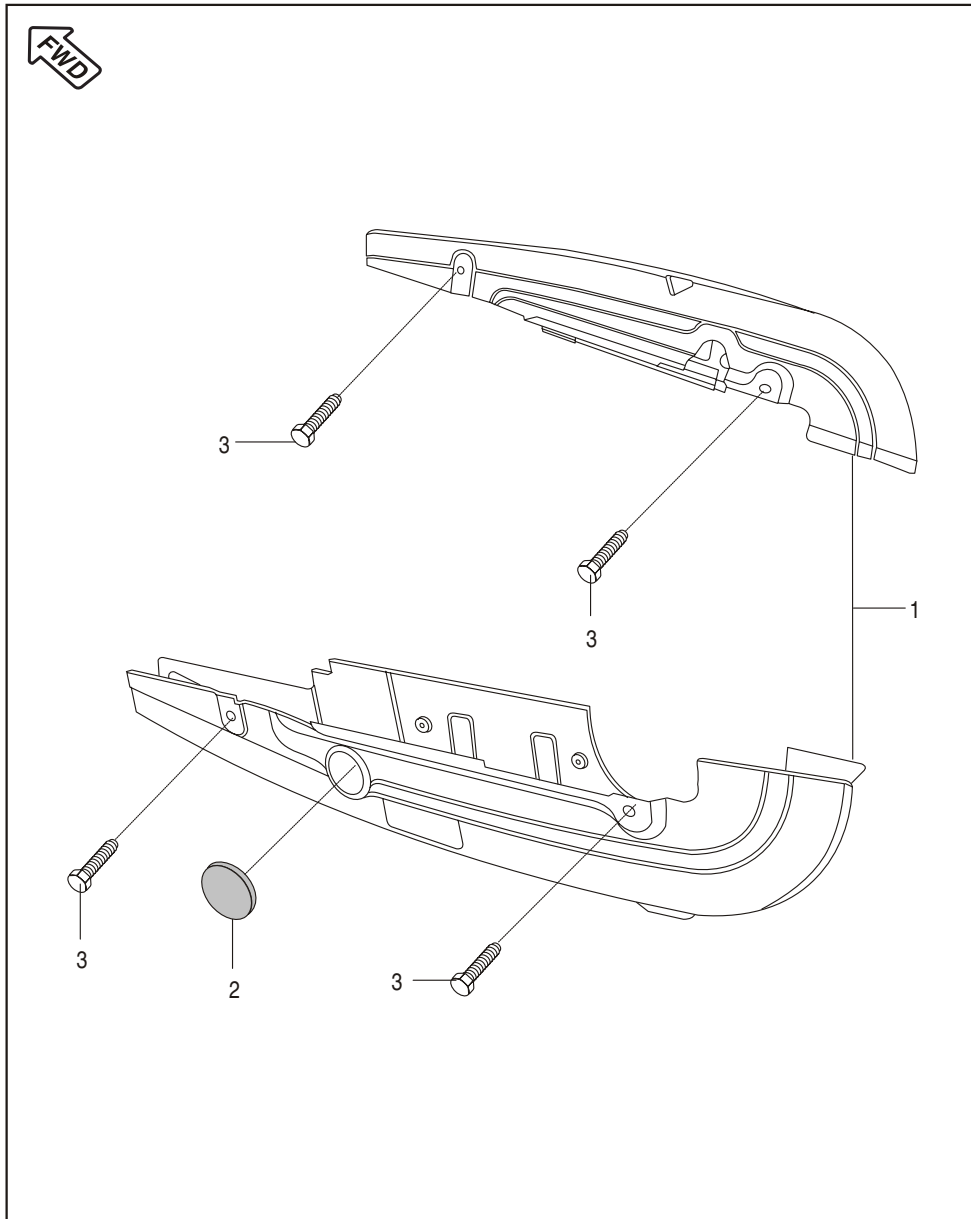
| No. | Part No. | Description | DIS 125 DRUM | DIS 125 DISC | DIS 150 DISC | Remarks |
|-----|------------|---------------------------------|--------------|--------------|--------------|------------------|
| 1 | PA 4024 00 | Speedometer Assly. | -- | -- | 1 | Up to 10.03.2011 |
| | JZ 4024 03 | Speedometer Assly. | 1 | 1 | 1 | |
| 2 | JZ 1812 00 | Flap Cowling | 1 | 1 | 1 | |
| 3 | PA 4024 01 | Speedo Machine with Dial Pricol | -- | -- | 1 | Up to 10.03.2011 |
| | PA 4024 21 | Speedo Machine with Dial Minda | -- | -- | 1 | Up to 10.03.2011 |
| | JZ 4024 06 | Speedo Machine with Dial Minda | 1 | 1 | 1 | Minda |
| | 36 JZ00 39 | Speedo Machine with Dial Pricol | 1 | 1 | 1 | Pricol |
| 4 | PA 4024 02 | Fuelgauge Machine with Pricol | -- | -- | 1 | Up to 10.03.2011 |
| | PA 4024 20 | Fuelgauge Machine with Minda | -- | -- | 1 | Up to 10.03.2011 |
| | JZ 4024 07 | Fuelgauge Machine with Minda | 1 | 1 | 1 | |
| | 36 JZ00 38 | Fuelgauge Machine with Minda | 1 | 1 | 1 | |
| 5 | PA 4024 03 | Speedo meter Top Cover | 1 | 1 | 1 | PA402419-Minda |
| 6 | PA 4024 04 | Speedometer wiring harness | 1 | 1 | 1 | PA402420-Minda |
| 7 | CL 2010 42 | Bulb 12V - 1.2 W | 4 | 4 | 4 | |
| 8 | DL 1910 20 | Bulb 12V - 3 W | 2 | 2 | 2 | |
| 9 | 39 0798 15 | Flanged Nut | 2 | 2 | 2 | |
| 10 | PA 4024 05 | Speedometer Bracket | 1 | 1 | 1 | |
| 11 | JN 1810 14 | Foam Speedo Flap | 2 | 2 | 2 | N.I. |
| 12 | JN 1814 06 | Beading Speedo Flap | 4 | 4 | 4 | N.I. |
| 13 | PA 4024 10 | Cover Speedo Black | 1 | 1 | 1 | PA402414-Minda |
| 14 | PA 4024 11 | Assly Speedo Case | 1 | 1 | 1 | PA402415-Minda |
| 15 | PA 4024 12 | Trip Meter Knob | 1 | 1 | 1 | PA402416-Minda |
| 16 | PA 4024 13 | Screw Trip Meter Knob | 1 | 1 | 1 | PA402417-Minda |

Control Cables



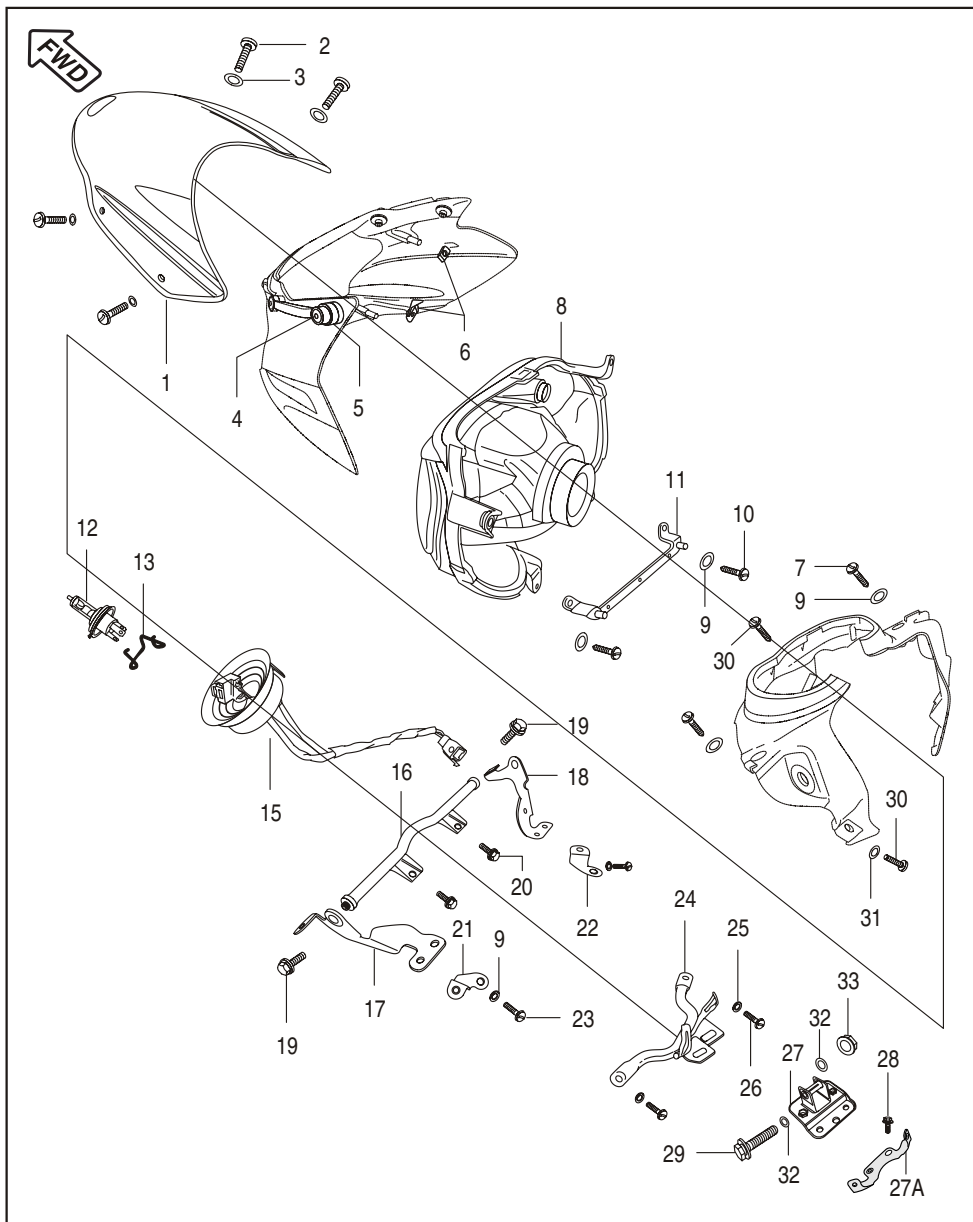
| No. | Part No. | Description | DIS 125 DRUM | DIS 125 DISC | DIS 150 DISC | Remarks |
|-----|------------|-----------------------------|--------------|--------------|--------------|-----------------|
| 1 | JZ 1612 02 | Cable Accelerator | 1 | 1 | 1 | |
| 2 | JZ 1612 03 | Cable Clutch | 1 | 1 | 1 | |
| 3 | JZ 1612 04 | Cable Speedometer-Screw Mtg | -- | -- | 1 | |
| | JZ 1612 10 | Cable Speedometer-Screw Mtg | -- | 1 | 1 | From 01.12.2010 |
| | DS 1910 53 | Speedo Cable | 1 | -- | -- | |
| 4 | DS 1910 54 | Brake Cable | 1 | -- | -- | |

Chain Case



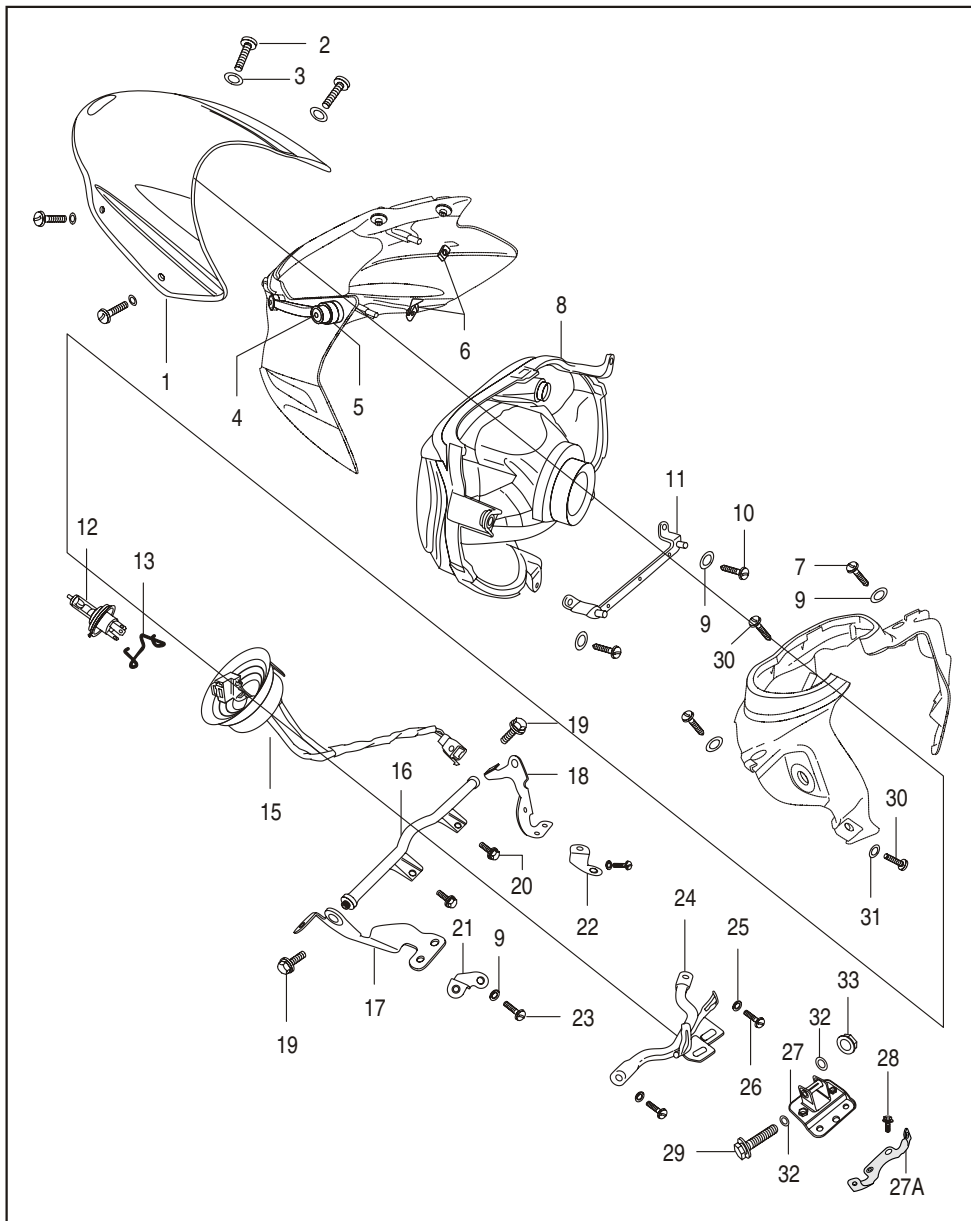
| No. | Part No. | Description | DIS 125 DRUM | DIS 125 DISC | DIS 150 DISC | Remarks |
|-----|------------|----------------------|--------------|--------------|--------------|-----------------------|
| 1 | 36 DS40 20 | Chain Case Assly Kit | 1 | 1 | 1 | Refer Page No. 106 |
| 2 | 15 1610 69 | Rubber Cap | 1 | 1 | 1 | |
| 3 | JB 1812 39 | Bolt | 4 | 4 | 4 | Front & Rear Side Mtg |
| 4 | DX 1610 52 | Beading Chain Case | 1 | 1 | 1 | N.I. |

Head Lamp & Fairing



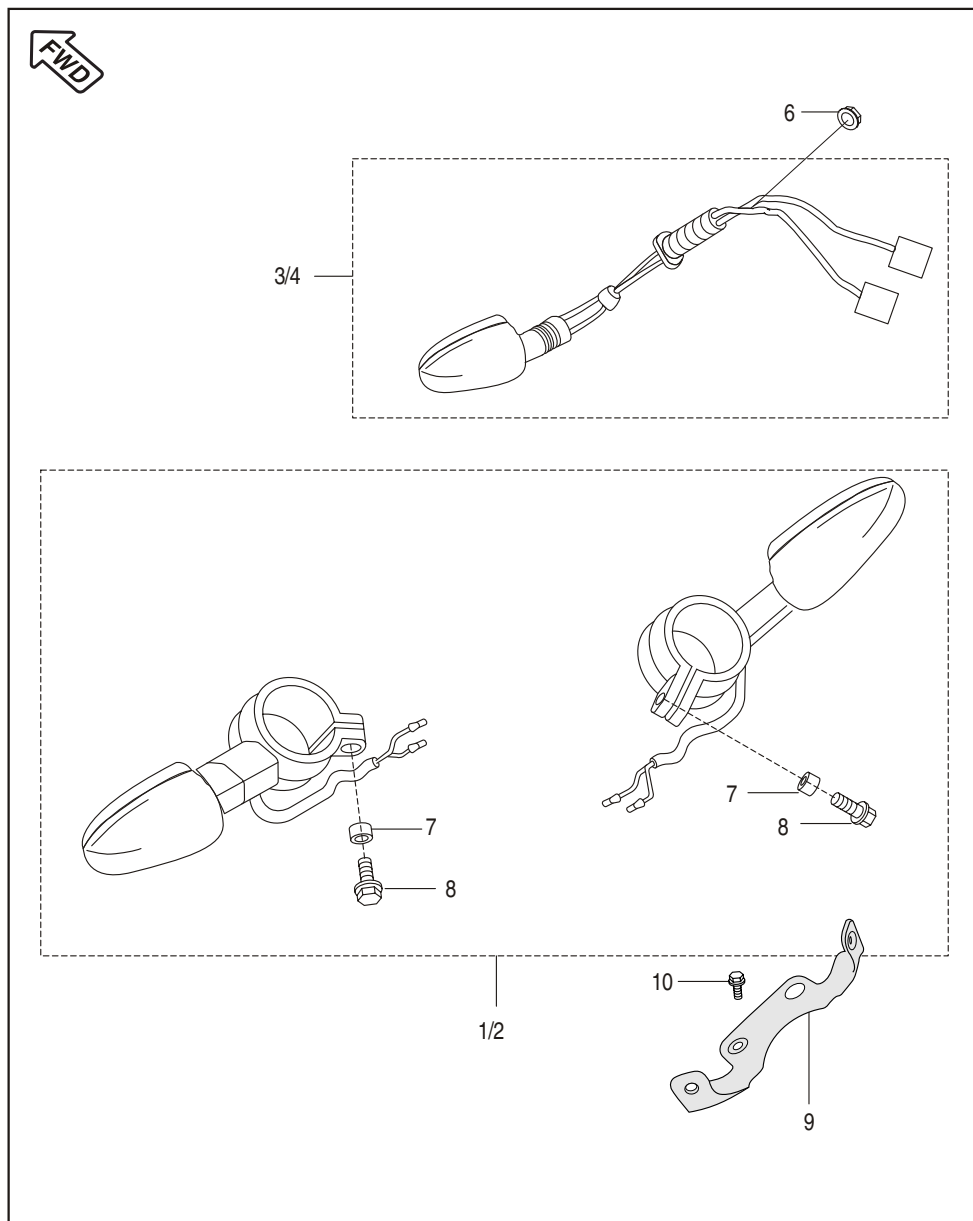
| No. | Part No. | Description | DIS 125 DRUM | DIS 125 DISC | DIS 150 DISC | Remarks |
|-----|------------|----------------------------|--------------|--------------|--------------|------------------------------|
| 1 | JN 1810 01 | Wind Shield | 1 | 1 | 1 | |
| 2 | JZ 1812 06 | Screw S.S. | 4 | 4 | 4 | |
| 3 | 39 2141 24 | Non Metallic Washer | 4 | 4 | 4 | |
| 4 | JZ 1810 03 | Well Nut | 4 | 4 | 4 | |
| 5 | JN 1810 10 | Bush-1 for Well Nut | 2 | 2 | 2 | |
| | JN 1810 11 | Bush-2 for Well Nut | 2 | 2 | 2 | |
| 6 | 35 1610 60 | Clip Nut | 5 | 5 | 5 | |
| 7 | 39 2238 01 | Screw M.S. | 2 | 2 | 2 | |
| 8 | JZ 4010 12 | Head Lamp Assly | 1 | 1 | 1 | Without Bulb |
| 9 | 39 0454 11 | Washer Metallic | 6 | 6 | 6 | |
| 10 | 39 1778 02 | Screw Tapping | 2 | 2 | 2 | |
| 11 | JN 1810 05 | Bracket Head Lamp Mounting | 1 | 1 | 1 | For Bracket H/L Mtg |
| 12 | CL 2010 23 | Lamp 12V 35/35W-HS1 | 1 | 1 | 1 | |
| 13 | DS 2010 36 | Head Lamp Bulb Clip | 1 | 1 | 1 | |
| 14 | JN 1810 19 | Foam | 1 | 1 | 1 | Between Fairing & Windshield |
| 15 | JZ 4010 15 | Head Lamp Harness Branch | 1 | 1 | 1 | |
| 16 | JN 1810 03 | Bracket Fairing Top | 1 | 1 | 1 | |
| 17 | JN 1810 17 | Bracket Flap Support LH | 1 | 1 | 1 | |
| 18 | JN 1810 18 | Bracket Flap Support RH | 1 | 1 | 1 | |
| 19 | JN 1810 21 | Bolt Flange | 2 | 2 | 2 | Fairing Top |
| 20 | 39 1943 04 | Bolt Flange | 2 | 2 | 2 | |

Head Lamp & Fairing



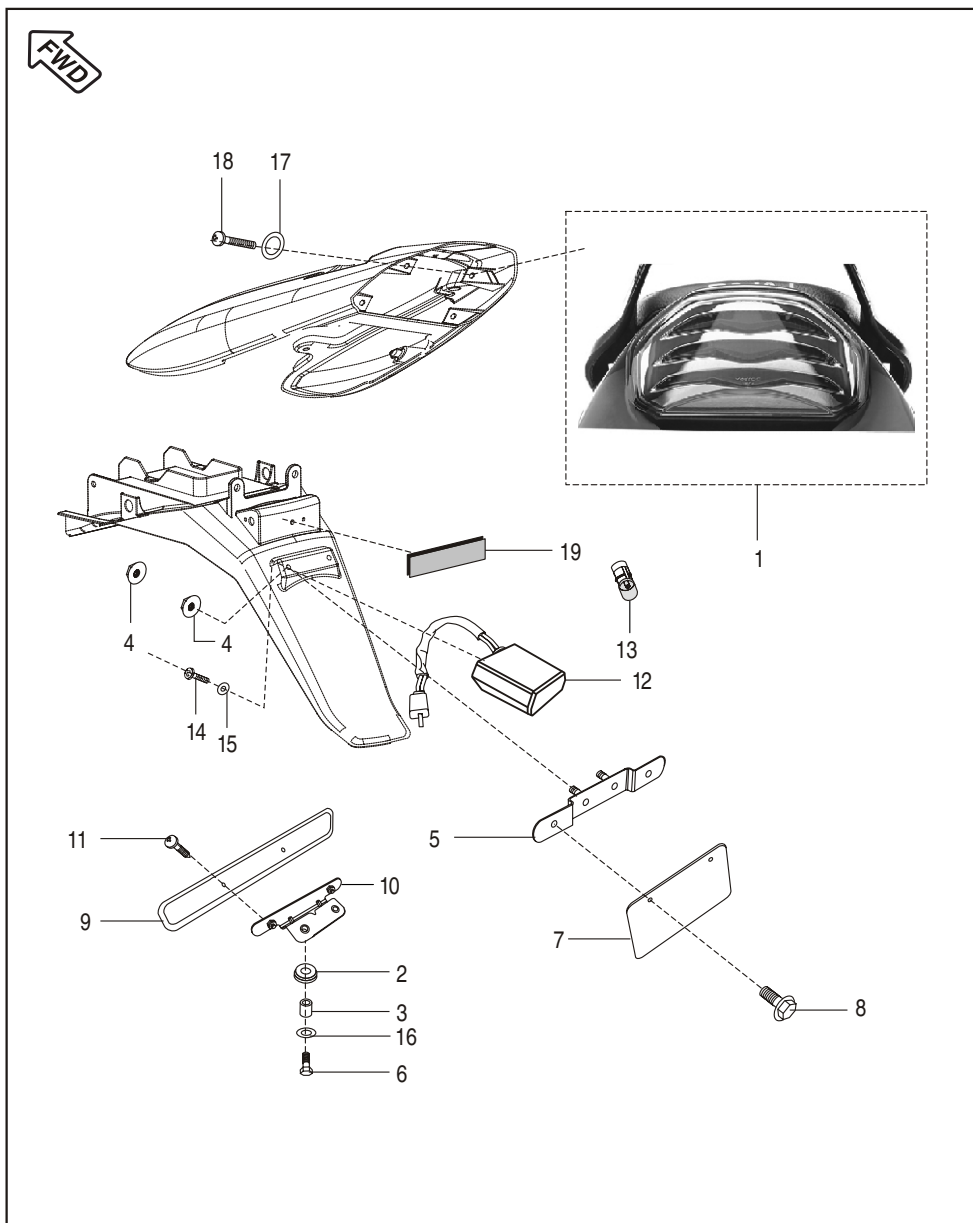
| No. | Part No. | Description | DIS 125 DRUM | DIS 125 DISC | DIS 150 DISC | Remarks |
|-----|------------|--------------------------------|--------------|--------------|--------------|-------------------------------|
| 21 | JN 1810 23 | Bracket H/L Mtg Lower LH | 1 | 1 | 1 | |
| 22 | JN 1810 24 | Bracket H/L Mtg Lower RH | 1 | 1 | 1 | |
| 23 | 59 0100 05 | Screw Mushroom Head | 2 | 2 | 2 | |
| 24 | JN 1810 04 | Bracket Cowling | 1 | 1 | 1 | |
| 25 | 39 0219 11 | Washer | 2 | 2 | 2 | For Bracket Cowling Mounting |
| 26 | 39 2060 04 | Bolt Hex | 2 | 2 | 2 | For Bracket Cowling Mounting |
| 27 | JZ 1812 08 | Bracket Cowling Lower | 1 | 1 | 1 | |
| 28 | 39 1943 04 | Bolt Flange | 2 | 2 | 2 | |
| 29 | 39 1961 04 | Bolt Hex Flange | 1 | 1 | 1 | |
| 30 | 39 1907 01 | Mushroom Head Screw | 4 | 4 | 4 | |
| 31 | 39 2141 24 | Washer Non-Metallic | 4 | 4 | 4 | |
| 32 | 39 1508 11 | Washer for H/L Adjustment Bolt | 2 | 2 | 2 | |
| 33 | 39 0798 15 | Hex Flange Nut | 1 | 1 | 1 | |
| 34 | JZ 1810 02 | Damper Assly (N.I.) | 1 | 1 | 1 | On Fairing |
| 35 | 39 1508 11 | Washer for H/L Adjustment Bolt | 2 | 2 | 2 | N.I. |
| 36 | JN 1810 19 | Foam (N.I.) | 1 | 1 | 1 | Between Fairing & Wind Shield |
| 37 | JZ 1810 04 | Foam on Head Lamp | 5 | 5 | 5 | N.I. |

Indicator Light Assembly



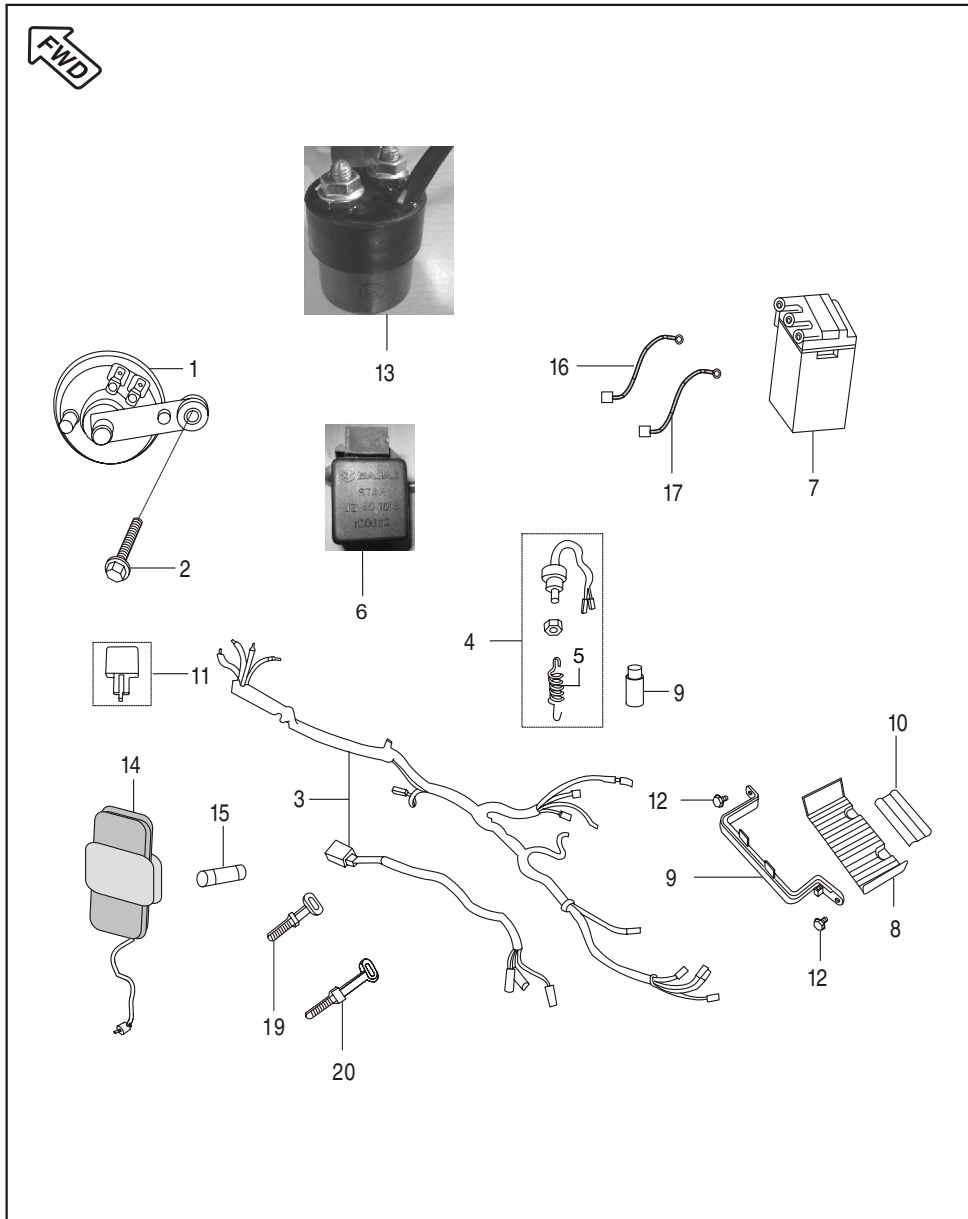
| No. | Part No. | Description | DIS 125 DRUM | DIS 125 DISC | DIS 150 DISC | Remarks |
|-----|------------|--------------------------|--------------|--------------|--------------|----------------------------------|
| 1 | JZ 4010 00 | Indicator Assly Front LH | 1 | 1 | 1 | |
| 2 | JZ 4010 01 | Indicator Assly Front RH | 1 | 1 | 1 | |
| 3 | DJ 2012 06 | Indicator Assly Rear LH | 1 | 1 | 1 | |
| 4 | DJ 2012 07 | Indicator Assly Rear RH | 1 | 1 | 1 | |
| 5 | GH 2010 12 | Lamp 12 V - 10W | 4 | 4 | 4 | N.I. |
| 6 | 39 1225 15 | Hex Nut with Flange | 2 | 2 | 2 | N.I. |
| 7 | 31 2010 01 | Collar | 2 | 2 | 2 | |
| 8 | LA D000 26 | Bolt Flange | 2 | 2 | 2 | |
| 9 | JZ 1510 24 | Blinker Mounting Bracket | 1 | 1 | 1 | Mounted on Bracket Cowling Lower |
| 10 | 39 1943 04 | Flange Bolts | 2 | 2 | 2 | For Blinker Mounting Bracket |

Tail Lamp Assly / Front Number Plate

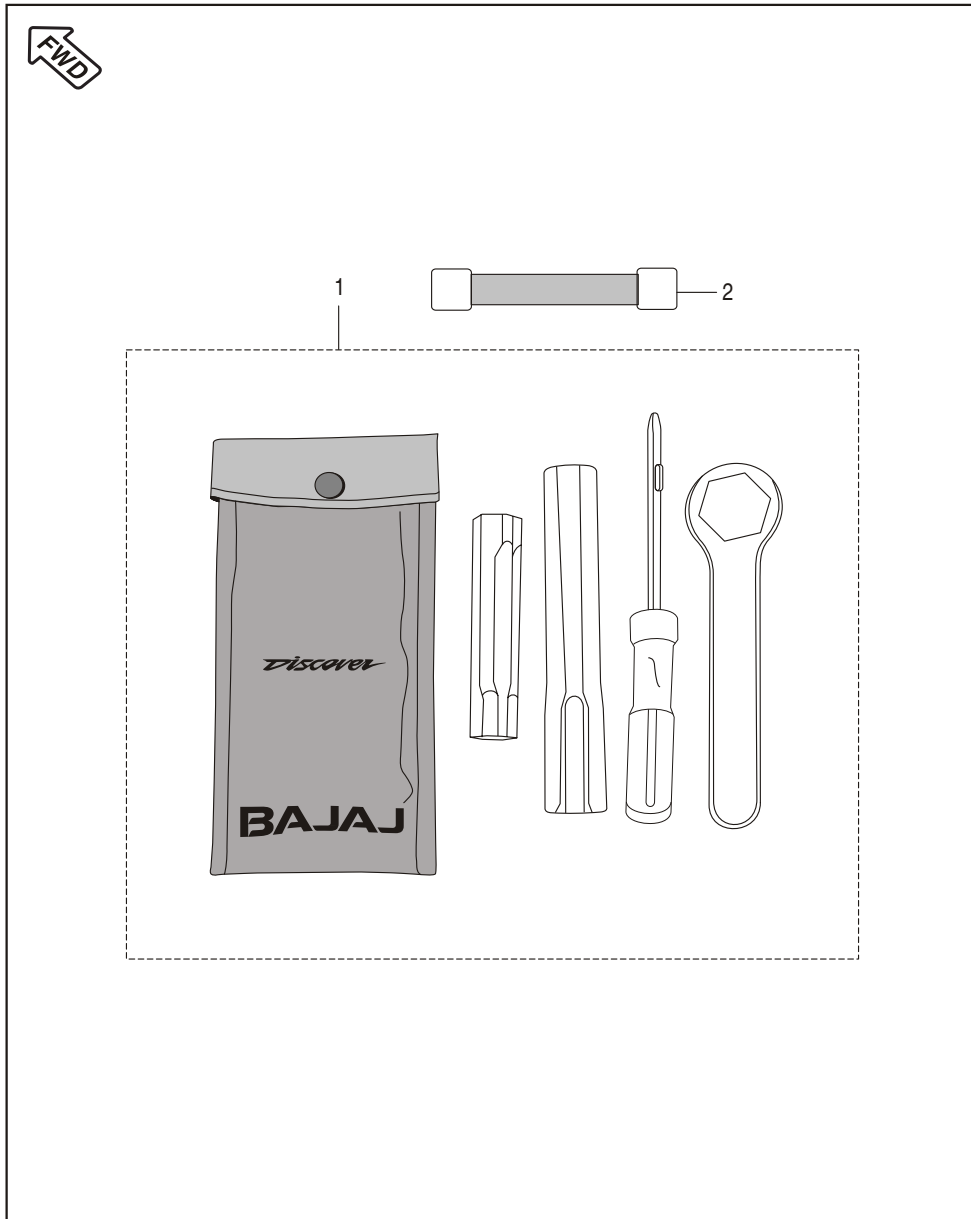


| No. | Part No. | Description | DIS 125 DRUM | DIS 125 DISC | DIS 150 DISC | Remarks |
|-----|--------------------------|-------------------------------------|--------------|--------------|--------------|---------------------|
| 1 | JZ 4010 06 | LED Tail Lamp | 1 | 1 | 1 | |
| 2 | DD 2010 11 | Damper | 2 | 2 | 2 | For Front No. Plate |
| 3 | 31 2010 01 | Collar | 2 | 2 | 2 | For Front No. Plate |
| 4 | 39 2124 15 | Flange Nut | 1 | 1 | 1 | |
| 5 | DJ 1610 72 | Bracket Rear No. Plate | 1 | 1 | 1 | For Front No. Plate |
| 6 | 39 1553 04 | Bolt Flange | 2 | 2 | 2 | For Front No. Plate |
| 7 | DP 1611 45 | Number Plate Rear | 1 | 1 | 1 | |
| 8 | 39 2476 04 | Hex Flanged Bolt | 2 | 2 | 2 | For Front No. Plate |
| 9 | DP 1611 44 | Number Plate Front | 1 | 1 | 1 | |
| 10 | JN 2328 01 | Front No. Plate Mtg Bracket | 1 | 1 | 1 | |
| 11 | 39 1783 01 | Truss Screw Front No. Plate | 2 | 2 | 2 | |
| 12 | JW 4010 11 | No. Plate Lamp with 2 Point Coupler | 1 | 1 | 1 | |
| 13 | DJ 2010 72 | Bulb 12V/ 5W | 1 | 1 | 1 | Rear No. Plate Lamp |
| 14 | 39 0705 01 | Screw | 2 | 2 | 2 | Rear No. Plate Lamp |
| 15 | 39 0711 11 | Plain Washer | 2 | 2 | 2 | |
| 16 | 39 1211 11 | Washer | 2 | 2 | 2 | |
| 17 | 39 0740 11 | Washer (Non Metallic) | 4 | 4 | 4 | For LED Tail Lamp |
| 18 | 39 0746 01 39 0817 15 | Screw For LED Tail Lamp Hex Nut | 4 | 4 | - | Tail Lamp |
| 19 | JZ 1810 04 | Foam Strip | 1 | 1 | 1 | |

Electrical Equipments



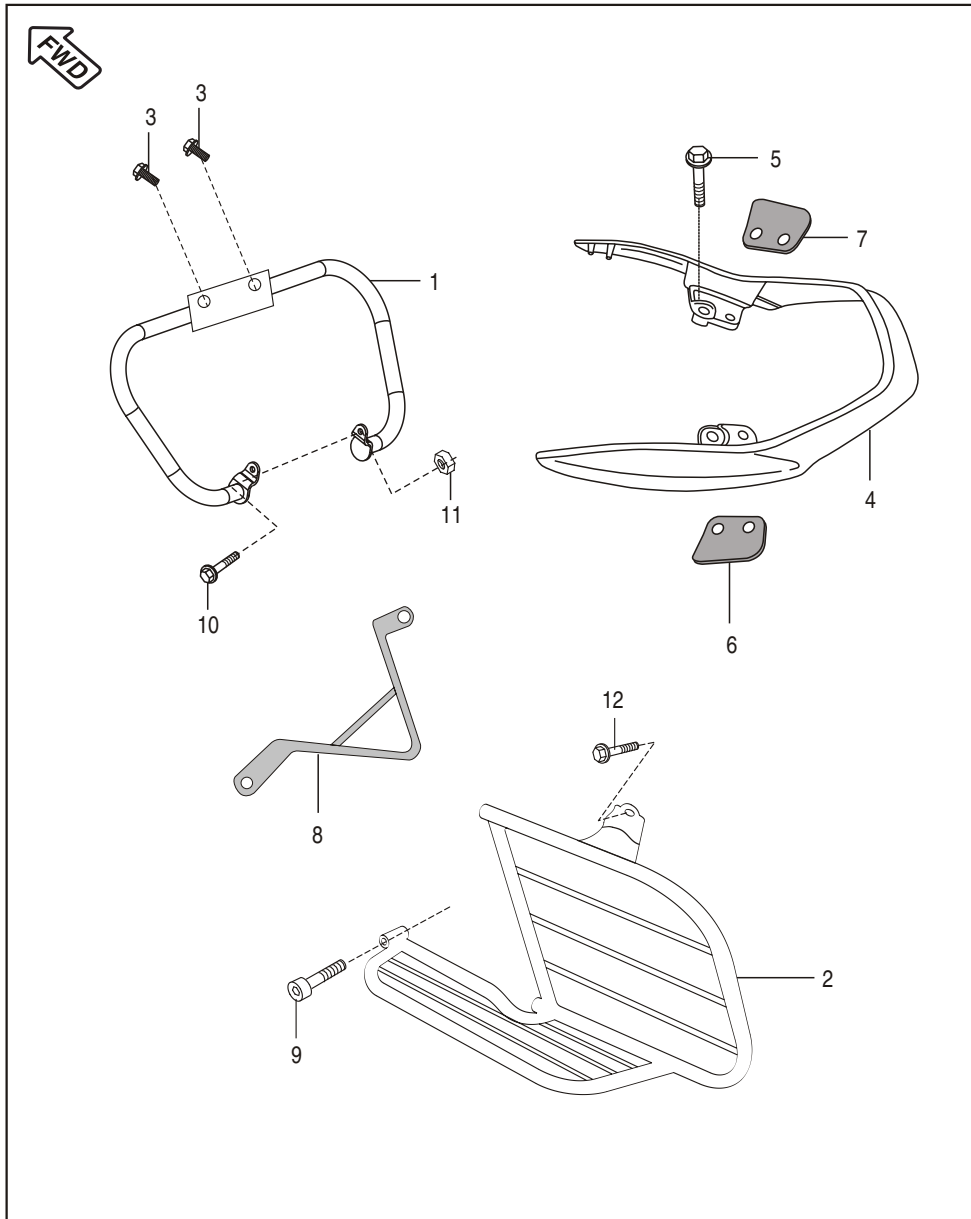
| No. | Part No. | Description | DIS 125 DRUM | DIS 125 DISC | DIS 150 DISC | Remarks |
|-----|------------|---------------------------------|--------------|--------------|--------------|----------------------------|
| 1 | JZ 4016 00 | Horn LH with Stay | 1 | 1 | 1 | |
| 2 | 39 1945 04 | Flange Bolt | 1 | 1 | 1 | |
| 3 | PA 4022 11 | Wiring Harness | 1 | 1 | 1 | |
| 4 | DS 2010 29 | Rear Brake Switch | 1 | 1 | 1 | |
| 5 | DS 1910 07 | Spring Brake Switch | 1 | 1 | 1 | |
| 6 | JB 4010 13 | Head Lamp Control Unit or | 1 | 1 | 1 | |
| | JZ 4010 13 | Head Lamp Control Unit | 1 | 1 | 1 | |
| 7 | DS 2010 82 | Battery MF Dry Charged 5 AH | 1 | 1 | -- | |
| | JZ 4018 02 | Battery MF Dry Charged 7 AH | -- | -- | 1 | |
| 8 | JZ 4018 00 | Base Battery | 1 | 1 | 1 | |
| 9 | JZ 4018 01 | Band Battery | 1 | 1 | 1 | |
| 10 | DX 1610 45 | Battery Arrester | 1 | 1 | 1 | |
| 11 | DS 2010 25 | Assly DC Flasher | 1 | 1 | 1 | |
| 12 | 39 2208 04 | Bolt Flange | 2 | 2 | 2 | |
| 13 | JK 3516 00 | Starter Relay | 1 | 1 | 1 | With Grommet |
| 14 | 30 2011 04 | Fuse Box Assly | 2 | 2 | 2 | For Light & Main Fuse |
| 15 | GF 2010 53 | Fuse | 2 | 2 | 2 | Light & Main Fuse |
| 16 | DS 2010 22 | Cable Assly | 1 | 1 | 1 | (Battery to Starter Relay) |
| 17 | PA 4022 03 | Starter Relay to Motor Relay | 1 | 1 | 1 | |
| 18 | JZ 4022 02 | Cable Assly. (Battery to Earth) | -- | -- | 1 | N.I. |
| | JV 4022 05 | Cable Assly. (Battery to Earth) | 1 | 1 | -- | N.I. |
| 19 | 30 1910 48 | Band (Harness) | 5 | 5 | 5 | Length 123 mm |
| 20 | 30 2010 64 | Band (Harness) | 3 | 3 | 3 | Length 149 mm |
| 21 | JD 4018 03 | Adapter Vent Tube | 1 | 1 | 1 | N.I. |
| 22 | 39 1942 04 | Bolt Flanged | 1 | 1 | 1 | N.I. |
| 23 | 60 1114 15 | Cable Tie Lock | 1 | 1 | 1 | N.I. (Fairing Mtg BKT) |
| 24 | 60 1114 17 | Clip Positive Lock | 1 | 1 | 1 | N.I. (Frame) |



Tool Kit

| No. | Part No. | Description | DIS 125 DRUM | DIS 125 DISC | DIS 150 DISC | Remarks |
|-----|------------|---------------|--------------|--------------|--------------|-------------------------|
| 1 | JN 2310 00 | Tool Kit | 1 | 1 | 1 | For Reference Only |
| 2 | DP 2210 24 | Band Tool Kit | 1 | 1 | 1 | Not Serviced Separately |

Accessories / Grab Handle



| No. | Part No. | Description | DIS 125 DRUM | DIS 125 DISC | DIS 150 DISC | Remarks |
|-----|------------|-----------------------|--------------|--------------|--------------|---------------------|
| 1 | JZ 2312 01 | Leg Guard | 1 | 1 | 1 | |
| 2 | JZ 2312 02 | Saree Guard | 1 | 1 | 1 | |
| 3 | 39 1556 04 | Bolt Flange | 2 | 2 | 2 | |
| 4 | DS 1611 88 | Grab Handle with Foam | 1 | 1 | 1 | |
| 5 | 39 1681 04 | Flange Bolt | 4 | 4 | 4 | For Mtg Grab Handle |
| 6 | DJ 1610 79 | Foam LH | 1 | 1 | 1 | |
| 7 | DJ 1610 80 | Foam RH | 1 | 1 | 1 | |
| 8 | JZ 2312 04 | Small Saree Guard | 1 | 1 | 1 | |
| 9 | 39 2495 04 | Socket Head Bolt | 1 | 1 | 1 | |
| 10 | JA 1134 04 | Flange Bolt | 1 | 1 | 1 | |
| 11 | 39 197015 | Hex Nut | 1 | 1 | 1 | |
| 12 | 39 2731 04 | Bolt Flange | 1 | 1 | 1 | |

Kit List Discover 125

| Sr No | Kit Part No. | Kit Description | Consisting of Following Parts | | |
|-------|--------------|------------------------------|-------------------------------|-----------------------------|---------|
| | | | Part No. | Description | Qty/Kit |
| 1 | 36JE0002 | Piston Ring Set | JE521202 | Ring Piston Top | 1 |
| | | | JE521203 | Ring Piston Second | 1 |
| | | | JE521204 | Ring Piston Oil | 1 |
| 2 | 36JZ0023 | Set Primary Drive & Driven | PF551401 | Housing Complete Clutch | 1 |
| | | | JZ531006 | Gear Primary Drive | 1 |
| 3 | 36JZ0031 | Jet Kit | JZ581234 | Needle Jet | 1 |
| | | | JZ581230 | Holder Needle Jet | 1 |
| | | | JZ581231 | Jet Main | 1 |
| | | | JZ581233 | Jet Pilot | 1 |
| 4 | 36JZ0032 | Throttle Valve Kit | JZ581232 | Valve Piston | 1 |
| | | | DD121054 | E-Ring | 1 |
| | | | JZ581211 | Holder | 1 |
| | | | DD121055 | Spring Compression | 1 |
| | | | JZ581223 | Packing | 1 |
| | | | JZ581222 | Jet Needle | 1 |
| | | | 24121370 | Ring | 1 |
| 5 | 36JZ0026 | Chain Sprocket Kit Disco 125 | DJ151086 | Sprocket Hub (43T) | 1 |
| | | | JZ551004 | Sprocket Drive (14T) | 1 |
| | | | JZ141003 | Chain 120 Link - 420 Series | 1 |
| 6 | 36JZ0037 | Kit Friction Plate Disco 125 | Jz551416 | Plate Friction | 5 |

Kit List Discover 150

| Sr No | Kit Part No. | Kit Description | Consisting of Following Parts | | |
|-------|--------------|---------------------|-------------------------------|------------------------------|---------|
| | | | Part No. | Description | Qty/Kit |
| 1 | 36JZ0001 | Valve Kit | JZ511200 | Valve Intake | 1 |
| | | | JZ511201 | Valve Exhaust | 1 |
| 2 | 36JZ0004 | Valve Repair Kit | 39201719 | Seat Valve Stem | 2 |
| | | | DG101029 | Cotter Valve | 2 |
| | | | JA511203 | Retainer Valve Spring | 2 |
| | | | 28101129 | Seat Valve Spring | 2 |
| | | | JZ511202 | Spring Washer | 2 |
| 3 | 36JE0003 | Kit Guide Cam Chain | JW541012 | Guide Cam Chain (Slack Side) | 1 |
| | | | JA521002 | Guide Cam Chain (Tight Side) | 1 |
| 4 | 36JZ0005 | Piston Ring Set | JZ521204 | Ring Piston Top | 1 |
| | | | JZ521205 | Ring Piston Second | 1 |
| | | | JZ521206 | Ring Piston Oil | 1 |
| | | | | | |
| 5 | 36DU1007 | Boss Kick Set | 30101233 | Boss Kit | 1 |
| | | | 30101234 | Spring | 1 |
| | | | 30101236 | Ball Steel | 1 |
| | | | 30101235 | Pin | 1 |
| | | | 39085517 | E - Type Clip | 1 |
| 6 | 36JZ0017 | Jet Kit | Jz581213 | Needle Jet | 1 |
| | | | JZ581219 | Holder Needle Jet | 1 |
| | | | JZ581218 | Jet Main | 1 |
| | | | JZ 581214 | Jet Pilot | 1 |
| 7 | DH121169 | Pilot Screw Kit | DH121131 | Screw Adjuster | 1 |
| | | | DH121130 | 'O' - Ring | 1 |
| | | | DH121186 | Spring Compr Coil | 1 |
| | | | DH121187 | Plain Washer | 1 |
| | | | DH121188 | 'O' - Ring | 1 |

Kit List Discover 150

| Sr No | Kit Part No. | Kit Description | Consisting of Following Parts | | |
|-------|--------------|----------------------------|-------------------------------|--------------------------|---------|
| | | | Part No. | Description | Qty/Kit |
| 8 | 36JZ0016 | Idling Screw Kit | JZ581217 | Screw Stop | 1 |
| | | | DH121130 | 'O' - Ring | 1 |
| | | | CB121044 | Spring Compression | |
| 9 | 36DS2101 | Seat Damper Kit | DS211004 | Damper Seat - I | 7 |
| | | | DS211005 | Damper Seat - II | 2 |
| 10 | 36DS1802 | Bearing Cone Kit | DH181025 | Bearing cone | 1 |
| | | | DH181026 | Bearing race | 1 |
| | | | DH181024 | Upper bearing race | 1 |
| | | | DS211004 | Seat Damper | 1 |
| 11 | 36DS1801 | Holder Handle Set | DS181019 | Holder Handle | 2 |
| | | | DS181006 | Holder Handle | 2 |
| 12 | 36DS1401 | Grommet Kit - Side Cover | DS141012 | Grommet Side Cover Front | 2 |
| | | | DS161082 | Grommet Side Cover Rear | 2 |
| 14 | 36DS4020 | Case Chain Kit | DS161269 | Case Chain Upper Assly. | 1 |
| | | | DS161270 | Case Chain Lower Assly. | 1 |
| 15 | 36JZ0019 | Throttle Valve Kit | JZ581221 | Valve Piston | 1 |
| | | | DD121054 | E-Ring | 1 |
| | | | JZ581222 | Holder | 1 |
| | | | DD121055 | Spring Compression | 1 |
| | | | JZ581215 | Packing | 1 |
| | | | JZ581222 | Jet Needle | 1 |
| | | | 24121370 | Ring | 1 |
| 16 | 36JZ0021 | Carb. Gasket- 'O' Ring Kit | JA581232 | Gasket Float Chamber | 1 |
| | | | DH121130 | 'O' - Ring Idling Screw | 2 |
| | | | JA581240 | 'O' - Ring Auto Choke | 1 |
| | | | DH121118 | 'O' Ring Drain screw | 1 |
| | | | JA581238 | 'O' Ring TPS | 1 |

Kit List Discover 150

| Sr No | Kit Part No. | Kit Description | Consisting of Following Parts | | |
|-------|--------------|----------------------------|-------------------------------|--------------------------------|---------|
| | | | Part No. | Description | Qty/Kit |
| 17 | 36JZ0007 | Chain Sprocket Kit | DJ151086 | Sprocket Hub (43T) | 1 |
| | | | JZ551004 | Sprocket Drive (14T) | 1 |
| | | | DS151082 | Chain 120 Link - 420 Series | 1 |
| 18 | 36JZ0014 | Set Primary Drive & Driven | JZ551410 | Housing Complete Clutch | 1 |
| | | | JZ531006 | Gear Primary Drive | 1 |
| 19 | 36JZ0008 | Starter Clutch Repair Kit | JA621411 | Bush Spring Starter Clutch | 5 |
| | | | DH101163 | Roller Clutch | 5 |
| | | | DH101164 | Spring | 5 |
| | | | DJ101109 | Bush For Spring Starter Clutch | 5 |
| 20 | 36JZ0020 | Cable Adjuster Kit | JA581315 | Nut | 1 |
| | | | JA581261 | Cable Adjuster | 1 |
| | | | JZ531215 | Mixing Cap Assembly | 1 |
| 21 | 36JE0005 | Friction Plate Kit | DP101110 | Plate Friction | 4 |
| | | | DP101109 | Plate Friction | 1 |
| | | | | | |
| | | | | | |

SPC Updation Details

| Page no. | Fig. no. | Old part no. | New part no. | Description | Updation date | Remarks |
|----------|----------|--------------|--------------|--------------------|---------------|-----------------------------------|
| 106 | 3 | JZ402200 | PA402211 | Wiring Harness | 13.02.12 | Rationalization of Wiring Harness |
| 106 | 3 | JZ402209 | PA402211 | Wiring Harness | 13.02.12 | -----"do"----- |
| 106 | 23 | ----- | 60111415 | Guide Tie Lock | 13.02.12 | -----"do"----- |
| 106 | 24 | ----- | 60111417 | Clip Positive Lock | 13.02.12 | -----"do"----- |

| Page no. | Fig. no. | Old part no. | New part no. | Description | Updation date | Remarks |
|----------|----------|--------------|--------------|-------------|---------------|---------|
| | | | | | | |

Parts Index

| Part Number | Figure No. | Page No. | Part Number | Figure No. | Page No. |
|-------------|------------|----------|-------------|------------|----------|
| 14151021 | 10 | 68 | 30151069 | 16 | 72 |
| 14151033 | 23 | 24 | 30151075 | 13 | 72 |
| 14151033 | 15 | 28 | 30151096 | 18 | 76 |
| 15161069 | 2 | 96 | 30151118 | 20 | 68 |
| 15191026 | 11 | 76 | 30181025 | 4 | 82 |
| 22150241 | 4 | 30 | 30181026 | 3 | 82 |
| 24121069 | 16 | 32 | 30191035 | 10 | 76 |
| 24121365 | 7 | 32 | 30191036 | 12 | 76 |
| 30101096 | 6 | 28 | 30191038 | 7 | 76 |
| 30101142 | 4 | 24 | 30191048 | 20 | 80 |
| 30101195 | 11 | 26 | 30191048 | 19 | 106 |
| 30141015 | 12 | 88 | 30201064 | 20 | 106 |
| 30141031 | 9 | 54 | 30201104 | 14 | 106 |
| 30141031 | 3A | 88 | 31101173 | 3 | 12 |
| 30151005 | 17 | 72 | 31161018 | 9 | 90 |
| 30151012 | 19 | 72 | 31181102 | 22 | 82 |
| 30151033 | 1 | 62 | 31201001 | 7 | 102 |
| 30151035 | 23 | 70 | 31201001 | 3 | 104 |
| 30151038 | 13 | 68 | 31201081 | 5 | 22 |
| 30151038 | 20 | 72 | 35161060 | 6 | 98 |
| 30151041 | 6 | 62 | 36314002 | 5 | 48 |
| 30151042 | 24 | 70 | 36DH4014 | 23 | 76 |
| 30151068 | 8 | 68 | 36DK0009 | 11 | 36 |
| 30151069 | 9 | 68 | 36DS1401 | 1 | 90 |

Parts Index

| Part Number | Figure No. | Page No. | Part Number | Figure No. | Page No. |
|-------------|------------|----------|-------------|------------|----------|
| 36DS1502 | 22 | 70 | 36JZ0014 | 16 | 28 |
| 36DS1801 | 11 | 78 | 36JZ0015 | 1 | 26 |
| 36DS1802 | 4 | 48 | 36JZ0016 | 5 | 32 |
| 36DS2101 | 2 | 44 | 36JZ0017 | 4 | 32 |
| 36DS4020 | 1 | 96 | 36JZ0019 | 14 | 32 |
| 36DU1007 | 3 | 30 | 36JZ0020 | 2 | 32 |
| 36DU1504 | 18 | 62 | 36JZ0021 | 15 | 32 |
| 36Dz0020 | 2 | 82 | 36Jz0022 | 14 | 88 |
| 36JE0002 | 3 | 10 | 36JZ0023 | 7 | 12 |
| 36JE0003 | 6 | 8 | 36JZ0023 | 16 | 28 |
| 36JE0005 | 4 | 28 | 36JZ0024 | 5 | 10 |
| 36JZ0001 | 4 | 6 | 36JZ0025 | 1 | 24 |
| 36JZ0002 | 5 | 10 | 36JZ0026 | 2 | 72 |
| 36JZ0004 | 5 | 6 | 36JZ0027 | 1 | 4 |
| 36JZ0005 | 3 | 10 | 36JZ0028 | 1 | 22 |
| 36JZ0006 | 1 | 96 | 36JZ0029 | 2 | 20 |
| 36JZ0007 | 2 | 72 | 36JZ0030 | 1 | 36 |
| 36JZ0008 | 6 | 40 | 36JZ0031 | 4 | 32 |
| 36JZ0009 | 2 | 20 | 36JZ0032 | 14 | 32 |
| 36JZ0010 | 1 | 4 | 36JZ0037 | 4 | 28 |
| 36JZ0011 | 1 | 22 | 36JZ0038 | 4 | 92 |
| 36JZ0012 | 1 | 36 | 36JZ0039 | 3 | 92 |
| 36JZ0013 | 1 | 24 | 39019811 | 8 | 76 |
| 36JZ0014 | 7 | 12 | 39021111 | 7 | 56 |

Parts Index

| Part Number | Figure No. | Page No. | Part Number | Figure No. | Page No. |
|-------------|------------|----------|-------------|------------|----------|
| 39021911 | 25 | 100 | 39075301 | 3 | 38 |
| 39024011 | 13 | 28 | 39076101 | 2 | 88 |
| 39024211 | 15 | 56 | 39078408 | 7 | 54 |
| 39025811 | 4 | 50 | 39078912 | 15 | 76 |
| 39026312 | 19 | 68 | 39078912 | 13 | 82 |
| 39029215 | 16 | 50 | 39079415 | 9 | 72 |
| 39029215 | 22 | 76 | 39079708 | 3 | 58 |
| 39032615 | 11 | 56 | 39079815 | 6 | 56 |
| 39042215 | 9 | 58 | 39079815 | 9 | 92 |
| 39042215 | 18 | 78 | 39079815 | 33 | 100 |
| 39045411 | 11 | 50 | 39080708 | 17 | 76 |
| 39045411 | 9 | 98 | 39080808 | 9 | 76 |
| 39055302 | 10 | 50 | 39081715 | 8 | 18 |
| 39059417 | 12 | 8 | 39081715 | 18 | 104 |
| 39069415 | 16 | 76 | 39084001 | 18 | 68 |
| 39070501 | 14 | 104 | 39098004 | 11 | 28 |
| 39071111 | 15 | 104 | 39098308 | 6 | 90 |
| 39072211 | 19A | 72 | 39098717 | 3 | 14 |
| 39073817 | 6 | 30 | 39099206 | 2 | 16 |
| 39074011 | 7 | 88 | 39099311 | 5 | 30 |
| 39074011 | 17 | 104 | 39099906 | 12 | 22 |
| 39074601 | 4 | 42 | 39099906 | 24 | 24 |
| 39074601 | 18 | 104 | 39099906 | 4 | 38 |
| 39074701 | 9 | 22 | 39100006 | 2 | 10 |

Parts Index

| Part Number | Figure No. | Page No. | Part Number | Figure No. | Page No. |
|-------------|------------|----------|-------------|------------|----------|
| 39100006 | 6 | 20 | 39168104 | 5 | 110 |
| 39100006 | 11 | 22 | 39171404 | 13 | 78 |
| 39100120 | 15 | 28 | 39171519 | 4 | 22 |
| 39101321 | 25 | 70 | 39175904 | 17 | 22 |
| 39104011 | 10 | 54 | 39176511 | 11 | 34 |
| 39104119 | 3 | 24 | 39177802 | 10 | 98 |
| 39105411 | 7 | 90 | 39177902 | 15 | 34 |
| 39118101 | 14 | 82 | 39178301 | 11 | 104 |
| 39121111 | 16 | 104 | 39178924 | 5 | 90 |
| 39122515 | 6 | 102 | 39179701 | 10 | 34 |
| 39128321 | 8 | 4 | 39186420 | 5 | 12 |
| 39128321 | 12 | 4 | 39188020 | 16 | 8 |
| 39135815 | 13 | 50 | 39190204 | 4 | 44 |
| 39150811 | 32 | 100 | 39190701 | 30 | 100 |
| 39150811 | 35 | 100 | 39191204 | 22 | 80 |
| 39154011 | 19 | 76 | 39194304 | 12 | 42 |
| 39155304 | 6 | 104 | 39194304 | 9 | 56 |
| 39155604 | 3 | 46 | 39194304 | 3 | 90 |
| 39155604 | 3 | 110 | 39194304 | 20 | 98 |
| 39167121 | 20 | 24 | 39194304 | 28 | 100 |
| 39167204 | 21 | 76 | 39194304 | 10 | 102 |
| 39167504 | 3 | 42 | 39194504 | 2 | 106 |
| 39167704 | 19 | 34 | 39196104 | 29 | 100 |
| 39168004 | 3 | 76 | 39196404 | 14 | 20 |

Parts Index

| Part Number | Figure No. | Page No. | Part Number | Figure No. | Page No. |
|-------------|------------|----------|-------------|------------|----------|
| 39197015 | 5 | 46 | 39249211 | 8 | 36 |
| 39197015 | 11 | 110 | 39249504 | 9 | 110 |
| 39201719 | 6 | 6 | 39256220 | 2 | 22 |
| 39206004 | 10 | 48 | 39258204 | 13 | 78 |
| 39206004 | 18 | 50 | 39260011 | 3 | 28 |
| 39206004 | 26 | 100 | 39260801 | 10 | 4 |
| 39212415 | 4 | 104 | 39262921 | 11 | 4 |
| 39214124 | 3 | 98 | 39266921 | 13 | 8 |
| 39214124 | 31 | 100 | 39268020 | 5 | 68 |
| 39217924 | 3 | 88 | 39268120 | 7 | 68 |
| 39219019 | 7 | 22 | 39268320 | 15 | 8 |
| 39219804 | 4 | 8 | 39268620 | 12 | 72 |
| 39220011 | 12 | 28 | 39268720 | 15 | 72 |
| 39220804 | 15 | 24 | 39268820 | 2 | 62 |
| 39220804 | 12 | 106 | 39270411 | 7 | 18 |
| 39223801 | 7 | 98 | 39272204 | 9 | 36 |
| 39224020 | 6 | 72 | 39272204 | 8 | 54 |
| 39224915 | 19 | 78 | 39272315 | 2 | 46 |
| 39231004 | 2 | 52 | 39272612 | 8 | 50 |
| 39240817 | 12 | 30 | 39273104 | 12 | 110 |
| 39242001 | 16 | 56 | 39275404 | 7 | 36 |
| 39242704 | 28 | 80 | 39275821 | 8A | 88 |
| 39247604 | 8 | 104 | 52JA0027 | 9 | 20 |
| 39248415 | 10 | 88 | 52JZ0014 | 2 | 84 |

Parts Index

| Part Number | Figure No. | Page No. | Part Number | Figure No. | Page No. |
|-------------|------------|----------|-------------|------------|----------|
| 52JZ0015 | 3 | 84 | 59040038 | 17 | 24 |
| 52JZ0018 | 6 | 86 | 59040038 | 4 | 26 |
| 52JZ0020 | 2 | 84 | 59040050 | 8 | 2 |
| 52JZ0021 | 3 | 84 | 59110008 | 2B | 12 |
| 52JZ0023 | 6 | 86 | 59120003 | 2A | 12 |
| 52JZ0050 | 3 | 84 | 59150014 | 1 | 12 |
| 52JZ0051 | 2 | 84 | 59200036 | 3 | 20 |
| 52Jz0052 | 3 | 84 | 59200036 | 3 | 22 |
| 52JZ0053 | 2 | 84 | 59210023 | 14 | 22 |
| 52JZ0054 | 6 | 86 | 59210024 | 17 | 14 |
| 52JZ0055 | 6 | 86 | AA121045 | 13 | 4 |
| 52JZ0097 | 2 | 84 | CB101114 | 2 | 36 |
| 52JZ0098 | 3 | 84 | CB121039 | 8 | 32 |
| 52JZ0099 | 4 | 84 | CB121042 | 8 | 32 |
| 52JZ0100 | 6 | 86 | CL201023 | 12 | 98 |
| 52JZ0115 | 2 | 84 | CL201042 | 7 | 92 |
| 52JZ0116 | 3 | 84 | CS101128 | 9 | 8 |
| 52JZ0118 | 6 | 86 | DD101097 | 13 | 30 |
| 59010005 | 23 | 100 | DD111011 | 10A | 42 |
| 59040006 | 7 | 82 | DD111012 | 11 | 42 |
| 59040014 | 15 | 42 | DD111018 | 8 | 42 |
| 59040038 | 2 | 2 | DD111048 | 9 | 42 |
| 59040038 | 11 | 20 | DD121181 | 19 | 24 |
| 59040038 | 16 | 22 | DD141022 | 6 | 88 |

Parts Index

| Part Number | Figure No. | Page No. | Part Number | Figure No. | Page No. |
|-------------|------------|----------|-------------|------------|----------|
| DD161071 | 12 | 36 | DE191035 | 15 | 64 |
| DD161381 | 5 | 54 | DE201016 | 12 | 64 |
| DD191142 | 30 | 80 | DF161102 | 8 | 58 |
| DD201011 | 2 | 104 | DF161413 | 4 | 52 |
| DD201170 | 31 | 80 | DG101029 | 3 | 6 |
| DE151006 | 3 | 62 | DG101339 | 11 | 18 |
| DE151008 | 5 | 62 | DG101418 | 7 | 24 |
| DE151012 | 4 | 62 | DG121002 | 8 | 34 |
| DE151015 | 11 | 64 | DG161121 | 2 | 90 |
| DE151037 | 6 | 66 | DG191045 | 4 | 76 |
| DE151043 | 7 | 66 | DH101048 | 5 | 8 |
| DE151045 | 8 | 66 | DH101125 | 14 | 30 |
| DE151046 | 4 | 66 | DH101360 | 4 | 42 |
| DE151047 | 5 | 66 | DH101380 | 8 | 20 |
| DE151048 | 3 | 66 | DH101388 | 7 | 26 |
| DE191010 | 5 | 64 | DH101392 | 7 | 8 |
| DE191011 | 4 | 64 | DH101509 | 10 | 18 |
| DE191028 | 14 | 64 | DH101648 | 14 | 28 |
| DE191029 | 13 | 64 | DH101781 | 2 | 40 |
| DE191030 | 10 | 64 | DH101784 | 6 | 22 |
| DE191031 | 8 | 64 | DH111013 | 10B | 42 |
| DE191032 | 9 | 64 | DH111015 | 9 | 42 |
| DE191033 | 6 | 64 | DH121038 | 12 | 34 |
| DE191034 | 7 | 64 | DH121169 | 3 | 32 |

Parts Index

| Part Number | Figure No. | Page No. | Part Number | Figure No. | Page No. |
|-------------|------------|----------|-------------|------------|----------|
| DH151029 | 14 | 76 | DJ161069 | 10 | 56 |
| DH161100 | 6 | 54 | DJ161072 | 5 | 104 |
| DH161121 | 4 | 58 | DJ161079 | 6 | 110 |
| DH161145 | 5 | 58 | DJ161080 | 7 | 110 |
| DH161146 | 11 | 58 | DJ161122 | 4 | 54 |
| DH161194 | 5 | 52 | DJ161128 | 11 | 54 |
| DH161240 | 7 | 58 | DJ161129 | 3 | 54 |
| DH181014 | 3 | 48 | DJ161280 | 2 | 66 |
| DH181022 | 27 | 80 | DJ171033 | 27 | 74 |
| DH181023 | 11 | 82 | DJ171034 | 20 | 50 |
| DJ141008 | 8 | 90 | DJ181104 | 6 | 82 |
| DJ151033 | 11 | 72 | DJ191006 | 3 | 64 |
| DJ151035 | 5 | 72 | DJ191023 | 1 | 64 |
| DJ151036 | 14 | 50 | DJ191054 | 4A | 78 |
| DJ151037 | 15 | 50 | DJ191055 | 6 | 78 |
| DJ151047 | 19 | 50 | DJ201072 | 13 | 104 |
| DJ151053 | 1 | 72 | DJ201108 | 16 | 64 |
| DJ151057 | 19 | 62 | DJ201206 | 3 | 102 |
| DJ151072 | 7 | 66 | DJ201207 | 4 | 102 |
| DJ151073 | 8 | 66 | DJ221003 | 9 | 78 |
| DJ151074 | 9 | 66 | DJ221004 | 10 | 78 |
| DJ151075 | 10 | 66 | DK201078 | 13 | 106 |
| DJ151088 | 14 | 72 | DL161015 | 13 | 56 |
| DJ151092 | 18 | 72 | DL191014 | 19 | 78 |

Parts Index

| Part Number | Figure No. | Page No. | Part Number | Figure No. | Page No. |
|-------------|------------|----------|-------------|------------|----------|
| DL191020 | 8 | 92 | DS151025 | 13 | 76 |
| DP101107 | 5 | 28 | DS151029 | 6 | 60 |
| DP101111 | 6 | 28 | DS151031 | 5 | 60 |
| DP101114 | 17 | 28 | DS151038 | 7 | 62 |
| DP101116 | 11 | 28 | DS151048 | 2 | 60 |
| DP101165 | 4 | 10 | DS151049 | 3 | 60 |
| DP101198 | 7 | 4 | DS151052 | 5 | 60 |
| DP101243 | 7 | 28 | DS151053 | 6 | 60 |
| DP101269 | 6 | 24 | DS151056 | 3 | 68 |
| DP161144 | 9 | 104 | DS151068 | 7 | 72 |
| DP161145 | 7 | 104 | DS151073 | 8 | 72 |
| DP161260 | 8 | 48 | DS151074 | 10 | 72 |
| DP171006 | 7 | 48 | DS151087 | 12 | 68 |
| DP221024 | 2 | 108 | DS151089 | 11 | 68 |
| DS101117 | 8 | 30 | DS151090 | 21 | 74 |
| DS101154 | 6 | 12 | DS151091 | 14 | 68 |
| DS101215 | 8 | 24 | DS151092 | 16 | 68 |
| DS101276 | 3 | 8 | DS151094 | 17 | 68 |
| DS109905 | 14 | 8 | DS151094 | 28 | 74 |
| DS121116 | 2 | 34 | DS151095 | 15 | 68 |
| DS121126 | 7 | 34 | DS161069 | 13 | 34 |
| DS141009 | 1 | 88 | DS161077 | 6 | 58 |
| DS141013 | 9 | 88 | DS161112 | 2 | 58 |
| DS141018 | 4 | 88 | DS161113 | 1 | 58 |

Parts Index

| Part Number | Figure No. | Page No. | Part Number | Figure No. | Page No. |
|-------------|------------|----------|-------------|------------|----------|
| DS161125 | 1 | 56 | DS191053 | 3 | 94 |
| DS161188 | 4 | 110 | DS191054 | 4 | 94 |
| DS161287 | 5 | 56 | DS201022 | 16 | 106 |
| DS171007 | 9 | 50 | DS201025 | 11 | 106 |
| DS171013 | 12 | 50 | DS201029 | 4 | 106 |
| DS171014 | 17 | 50 | DS201036 | 13 | 98 |
| DS171015 | 6 | 50 | DS201079 | 8 | 88 |
| DS181007 | 14 | 78 | DS201082 | 7 | 106 |
| DS181008 | 15 | 78 | DS211006 | 3 | 44 |
| DS181009 | 16 | 78 | DU101085 | 7 | 20 |
| DS181010 | 17 | 78 | DU101213 | 19 | 14 |
| DS181012 | 21 | 82 | DU201046 | 24 | 80 |
| DS181015 | 8 | 82 | DX121006 | 17 | 34 |
| DS181016 | 9 | 82 | DX121011 | 5 | 34 |
| DS181016 | 15 | 82 | DX151022 | 25 | 74 |
| DS181018 | 2 | 48 | DX161045 | 10 | 106 |
| DS181044 | 1 | 78 | DX161052 | 4 | 96 |
| DS191007 | 5 | 106 | DX191001 | 25 | 80 |
| DS191011 | 5 | 76 | DZ141075 | 13 | 88 |
| DS191015 | 5 | 78 | GF201053 | 15 | 106 |
| DS191016 | 26 | 80 | GH201012 | 5 | 102 |
| DS191018 | 12 | 78 | JA113402 | 6 | 46 |
| DS191038 | 29 | 80 | JA113403 | 1 | 46 |
| DS191052 | 8 | 78 | JA113404 | 10 | 110 |

Parts Index

| Part Number | Figure No. | Page No. | Part Number | Figure No. | Page No. |
|-------------|------------|----------|-------------|------------|----------|
| JA131606 | 26 | 70 | JA521019 | 18 | 34 |
| JA151013 | 5 | 82 | JA531007 | 14 | 28 |
| JA161003 | 1 | 76 | JA531012 | 8 | 12 |
| JA351600 | 7 | 40 | JA531015 | 9 | 12 |
| JA351602 | 11 | 40 | JA541005 | 8 | 22 |
| JA351604 | 8 | 40 | JA541005 | 9 | 26 |
| JA351606 | 9 | 40 | JA541010 | 5 | 20 |
| JA351608 | 12 | 40 | JA541011 | 4 | 20 |
| JA351609 | 13 | 40 | JA541012 | 13 | 20 |
| JA351618 | 14 | 40 | JA541014 | 12 | 20 |
| JA351619 | 16 | 40 | JA541016 | 2 | 38 |
| JA351624 | 15 | 40 | JA541019 | 13 | 22 |
| JA351626 | 9 | 40 | JA541020 | 18 | 22 |
| JA351627 | 11 | 40 | JA541021 | 15 | 22 |
| JA511008 | 4 | 2 | JA541028 | 14 | 42 |
| JA511028 | 2 | 4 | JA541032 | 20 | 22 |
| JA511029 | 7 | 2 | JA541034 | 10 | 22 |
| JA511211 | 1 | 6 | JA541044 | 2 | 26 |
| JA511216 | 2 | 8 | JA541205 | 3 | 26 |
| JA521015 | 8 | 10 | JA541211 | 11 | 24 |
| JA521017 | 8 | 8 | JA541212 | 16 | 24 |
| JA521018 | 10 | 8 | JA541216 | 14 | 24 |
| JA521019 | 11 | 8 | JA541221 | 8 | 26 |
| JA521019 | 22 | 24 | JA541225 | 12 | 24 |

Parts Index

| Part Number | Figure No. | Page No. | Part Number | Figure No. | Page No. |
|-------------|------------|----------|-------------|------------|----------|
| JA541233 | 10 | 26 | JA621402 | 4 | 40 |
| JA541235 | 10 | 20 | JA621406 | 5 | 40 |
| JA541236 | 9 | 24 | JA621410 | 3 | 40 |
| JA541237 | 10 | 24 | JA621414 | 1 | 40 |
| JA551002 | 4 | 14 | JB113005 | 10 | 36 |
| JA551004 | 7 | 14 | JB122009 | 7 | 50 |
| JA551008 | 15 | 14 | JB122010 | 2B | 50 |
| JA551009 | 16 | 14 | JB122011 | 2A | 50 |
| JA551406 | 2 | 28 | JB122016 | 1 | 50 |
| JA551416 | 12 | 28 | JB131017 | 12 | 62 |
| JA551420 | 13 | 28 | JB131017 | 1A | 68 |
| JA561209 | 6 | 18 | JB131018 | 10 | 62 |
| JA561211 | 12 | 18 | JB131018 | 2 | 68 |
| JA581221 | 6 | 32 | JB131019 | 13 | 62 |
| JA581233 | 9 | 32 | JB131019 | 1 | 68 |
| JA581239 | 10 | 32 | JB131022 | 4 | 68 |
| JA581240 | 11 | 32 | JB131224 | 23 | 74 |
| JA581314 | 17 | 32 | JB171802 | 11 | 88 |
| JA581406 | 5 | 4 | JB181239 | 3 | 96 |
| JA591040 | 3 | 36 | JB181403 | 12 | 56 |
| JA621002 | 9 | 30 | JB181412 | 3 | 56 |
| JA621006 | 11 | 30 | JB181416 | 2 | 56 |
| JA621201 | 1 | 30 | JB181421 | 2 | 56 |
| JA621206 | 2 | 30 | JB401013 | 6 | 106 |

Parts Index

| Part Number | Figure No. | Page No. | Part Number | Figure No. | Page No. |
|-------------|------------|----------|-------------|------------|----------|
| JB401400 | 2 | 78 | JD561002 | 7 | 16 |
| JB401401 | 3 | 78 | JD561004 | 5 | 16 |
| JB402202 | 7 | 10 | JD561006 | 4 | 16 |
| JB511018 | 9 | 4 | JD561011 | 3 | 16 |
| JB531021 | 10 | 12 | JD561203 | 4 | 18 |
| JB551408 | 5 | 28 | JD561204 | 5 | 18 |
| JB551411 | 8 | 28 | JD621001 | 7 | 30 |
| JB551412 | 10 | 28 | JE351002 | 1 | 42 |
| JB581202 | 12 | 32 | JE351203 | 5 | 42 |
| JB581204 | 13 | 32 | JE351204 | 6 | 42 |
| JB591059 | 6 | 36 | JE531001 | 5 | 12 |
| JD131002 | 1 | 60 | JE541209 | 13 | 24 |
| JD131810 | 9 | 62 | JE541210 | 6 | 26 |
| JD131811 | 8 | 62 | JE541211 | 2 | 24 |
| JD131813 | 1 | 66 | JE541212 | 13 | 26 |
| JD351206 | 16 | 42 | JE551401 | 6 | 24 |
| JD401803 | 21 | 106 | JE551403 | 8 | 28 |
| JD511008 | 3 | 4 | JE551405 | 10 | 28 |
| JD511010 | 3 | 2 | JK121007 | 18 | 82 |
| JD521002 | 1 | 10 | JK121009 | 20 | 82 |
| JD531004 | 11 | 12 | JK402000 | 13 | 42 |
| JD541000 | 19 | 22 | JN113200 | 10 | 58 |
| JD551400 | 18 | 28 | JN122000 | 3 | 50 |
| JD561002 | 6 | 16 | JN122006 | 5 | 50 |

Parts Index

| Part Number | Figure No. | Page No. | Part Number | Figure No. | Page No. |
|-------------|------------|----------|-------------|------------|----------|
| JN131003 | 11 | 62 | JN232801 | 10 | 104 |
| JN131211 | 24 | 74 | JP351007 | 2 | 42 |
| JN131800 | 2 | 64 | JV402205 | 18 | 106 |
| JN131804 | 17 | 64 | JW131210 | 4 | 60 |
| JN171000 | 4 | 90 | JW131801 | 1 | 66 |
| JN181001 | 1 | 98 | JW131805 | 2 | 64 |
| JN181003 | 16 | 98 | JW131806 | 9 | 62 |
| JN181004 | 24 | 100 | JW131807 | 6 | 66 |
| JN181005 | 11 | 98 | JW131809 | 9 | 66 |
| JN181010 | 5 | 98 | JW131810 | 11 | 66 |
| JN181011 | 5 | 98 | JW151005 | 16 | 82 |
| JN181014 | 11 | 92 | JW151007 | 17 | 82 |
| JN181017 | 17 | 98 | JW151023 | 19 | 82 |
| JN181018 | 18 | 98 | JW181241 | 14 | 62 |
| JN181019 | 14 | 98 | JW233000 | 12 | 26 |
| JN181019 | 36 | 100 | JW351400 | 6 | 10 |
| JN181021 | 19 | 98 | JW401011 | 12 | 104 |
| JN181023 | 21 | 100 | JW541000 | 18 | 24 |
| JN181024 | 22 | 100 | JW541005 | 5 | 24 |
| JN181206 | 14 | 62 | JW561205 | 1 | 18 |
| JN181211 | 15 | 62 | JW561206 | 2 | 18 |
| JN181406 | 12 | 92 | JW561208 | 3 | 18 |
| JN191000 | 1 | 44 | JW591028 | 5 | 36 |
| JN231000 | 1 | 108 | JZ111029 | 1 | 48 |

Parts Index

| Part Number | Figure No. | Page No. | Part Number | Figure No. | Page No. |
|-------------|------------|----------|-------------|------------|----------|
| JZ113001 | 1 | 52 | JZ151061 | 16 | 82 |
| JZ113011 | 3 | 52 | JZ161002 | 2 | 76 |
| JZ113015 | 1 | 54 | JZ161004 | 6 | 76 |
| JZ113017 | 2 | 54 | JZ161006 | 20 | 76 |
| JZ113400 | 8 | 46 | JZ161202 | 1 | 94 |
| JZ113402 | 10 | 46 | JZ161203 | 2 | 94 |
| JZ113403 | 9 | 46 | JZ161204 | 3 | 94 |
| JZ113405 | 11 | 46 | JZ161210 | 3 | 94 |
| JZ113407 | 12 | 46 | JZ181002 | 34 | 100 |
| JZ131011 | 1 | 60 | JZ181003 | 4 | 98 |
| JZ131014 | 1 | 60 | JZ181004 | 37 | 100 |
| JZ131213 | 4 | 60 | JZ181004 | 19 | 104 |
| JZ131601 | 19 | 62 | JZ181200 | 2 | 92 |
| JZ131803 | 22 | 74 | JZ181206 | 2 | 98 |
| JZ151000 | 1 | 82 | JZ181208 | 27 | 100 |
| JZ151004 | 16 | 82 | JZ181401 | 8 | 56 |
| JZ151006 | 17 | 82 | JZ181402 | 4 | 56 |
| JZ151023 | 23 | 80 | JZ181406 | 14 | 56 |
| JZ151023 | 10 | 82 | JZ191006 | 1 | 44 |
| JZ151024 | 9 | 102 | JZ231201 | 1 | 110 |
| JZ151036 | 12 | 82 | JZ231202 | 2 | 110 |
| JZ151043 | 1 | 82 | JZ231204 | 8 | 110 |
| JZ151057 | 1 | 82 | JZ232600 | 21 | 80 |
| JZ151059 | 17 | 82 | JZ232600 | 5 | 88 |

Parts Index

| Part Number | Figure No. | Page No. | Part Number | Figure No. | Page No. |
|-------------|------------|----------|-------------|------------|----------|
| JZ233000 | 7 | 86 | JZ402200 | 3 | 106 |
| JZ233005 | 8 | 86 | JZ402202 | 18 | 106 |
| JZ233012 | 7 | 86 | JZ402209 | 3 | 106 |
| JZ233017 | 8 | 86 | JZ402403 | 1 | 92 |
| JZ233024 | 7 | 86 | JZ402406 | 3 | 92 |
| JZ233029 | 8 | 86 | JZ402407 | 4 | 92 |
| JZ233036 | 7 | 86 | JZ501000 | 1 | 20 |
| JZ233041 | 8 | 86 | JZ501001 | 1 | 20 |
| JZ233070 | 7 | 86 | JZ511004 | 1 | 8 |
| JZ233075 | 8 | 86 | JZ511016 | 3 | 4 |
| JZ233086 | 7 | 86 | JZ511020 | 5 | 2 |
| JZ233091 | 8 | 86 | JZ511021 | 1 | 2 |
| JZ351001 | 1 | 42 | JZ511203 | 2 | 6 |
| JZ351205 | 7 | 42 | JZ531003 | 4 | 12 |
| JZ351206 | 7 | 42 | JZ531007 | 4 | 12 |
| JZ401000 | 1 | 102 | JZ541202 | 5 | 26 |
| JZ401001 | 2 | 102 | JZ541214 | 21 | 24 |
| JZ401006 | 1 | 104 | JZ551001 | 1 | 14 |
| JZ401012 | 8 | 98 | JZ551003 | 8 | 14 |
| JZ401013 | 6 | 106 | JZ551004 | 18 | 14 |
| JZ401015 | 15 | 98 | JZ551006 | 1 | 14 |
| JZ401600 | 1 | 106 | JZ551008 | 8 | 14 |
| JZ401800 | 8 | 106 | JZ551010 | 1 | 14 |
| JZ401801 | 9 | 106 | JZ551200 | 6 | 14 |

Parts Index

| Part Number | Figure No. | Page No. | Part Number | Figure No. | Page No. |
|-------------|------------|----------|-------------|------------|----------|
| JZ551201 | 5 | 14 | JZ581007 | 1 | 34 |
| JZ551202 | 2 | 14 | JZ581009 | 16 | 34 |
| JZ551203 | 5A | 14 | JZ581010 | 3 | 34 |
| JZ551204 | 14 | 14 | JZ581011 | 4 | 34 |
| JZ551205 | 13 | 14 | JZ581012 | 6 | 34 |
| JZ551206 | 9A | 14 | JZ581029 | 17 | 34 |
| JZ551207 | 11 | 14 | JZ581209 | 1 | 32 |
| JZ551208 | 12 | 14 | JZ581210 | 6 | 4 |
| JZ551209 | 10 | 14 | JZ581216 | 19 | 32 |
| JZ551210 | 9 | 14 | JZ581220 | 18 | 32 |
| JZ551211 | 10 | 14 | JZ581222 | 20 | 32 |
| JZ551212 | 11 | 14 | JZ581227 | 1 | 32 |
| JZ551213 | 5A | 14 | JZ581402 | 4 | 4 |
| JZ551409 | 1 | 28 | JZ591043 | 4 | 36 |
| JZ551412 | 9 | 28 | JZ621000 | 10 | 30 |
| JZ551413 | 1 | 28 | JZ71013B | 1 | 84 |
| JZ551415 | 9 | 28 | JZ71013C | 1 | 84 |
| JZ561000 | 1 | 16 | JZ71015A | 1 | 84 |
| JZ561401 | 9 | 18 | JZ71015B | 1 | 84 |
| JZ571000 | 1 | 38 | JZ71015D | 1 | 84 |
| JZ571001 | 5 | 38 | JZ71015E | 1 | 84 |
| JZ581004 | 6 | 2 | JZ73033B | 4 | 84 |
| JZ581004 | 9 | 34 | JZ73033C | 4 | 84 |
| JZ581006 | 14 | 34 | JZ73035A | 4 | 84 |

Parts Index

| Part Number | Figure No. | Page No. | Part Number | Figure No. | Page No. |
|-------------|------------|----------|-------------|------------|----------|
| JZ73035B | 4 | 84 | PA401000 | 6 | 48 |
| JZ73035E | 4 | 84 | PA401400 | 4 | 78 |
| JZ73043B | 5 | 84 | PA401401 | 7 | 78 |
| JZ73045A | 4 | 84 | PA402203 | 17 | 106 |
| JZ73045B | 4 | 84 | PA402400 | 1 | 92 |
| JZ73045D | 4 | 84 | PA402401 | 3 | 92 |
| JZ73045E | 4 | 84 | PA402402 | 4 | 92 |
| LAC00002 | 8 | 62 | PA402403 | 5 | 92 |
| LAD00011 | 10 | 40 | PA402404 | 6 | 92 |
| LAD00026 | 8 | 102 | PA402405 | 10 | 92 |
| LAD00041 | 7 | 46 | PA402410 | 13 | 92 |
| LAD00052 | 4 | 46 | PA402411 | 14 | 92 |
| LBD00001 | 21 | 70 | PA402412 | 15 | 92 |
| LBU00004 | 16 | 62 | PA402413 | 16 | 92 |
| LBU00005 | 17 | 62 | PA402420 | 4 | 92 |
| LBU00006 | 17 | 62 | PA402421 | 3 | 92 |
| LCA00001 | 3 | 72 | | | |
| LDB00001 | 26 | 74 | | | |
| LDB00002 | 4 | 72 | | | |
| PA113800 | 9 | 48 | | | |
| PA131003 | 5A | 68 | | | |
| PA131600 | 6 | 68 | | | |
| PA351201 | 5 | 42 | | | |
| PA351202 | 6 | 42 | | | |